

LEHIGH®

MEN'S BASKETBALL GAME NOTES - GAMES 9 & 10

2020-21 SCHEDULE

January

2	LAFAYETTE**	W, 90-89 (OT)
3	at Lafayette**	L, 82-70
9	AMERICAN*	Postponed
9	NAVY*	L, 69-61
10	at American*	Postponed
10	at Navy*	L, 73-58
16	at Bucknell**	L, 75-70
17	BUCKNELL**	L, 77-61
23	at Holy Cross*	W, 75-72
24	at Holy Cross*	W, 82-74
30	BUCKNELL**	2 p.m.
31	at Bucknell**	4 p.m.

February

6	at Lafayette**	2 p.m.
7	LAFAYETTE**	4 p.m.
13	LOYOLA*	2 p.m.
14	at Loyola*	6 p.m.
20	COLGATE*	3 p.m.
21	at Colgate*	6 p.m.

March

6	Patriot League Quarterfinals	TBA
10	Patriot League Semifinals	TBA
14	Patriot League Championship Game	TBA

Home team in BOLD CAPS

*Patriot League game

%Mini-conference game

SPORTS COMMUNICATIONS

Contact Justin Lafleur
Office (610) 758-6631
Cell (610) 577-5222
E-mail jul310@lehigh.edu
Press Row (610) 758-4903/4933

MBB SOCIAL MEDIA

Website lehighsports.com
Facebook Facebook.com/LehighMensBasketball
Twitter @LehighMBB
Instagram @Lehigh_Mens_Basketball



Champions
1997, 2009, 2010

LEHIGH MOUNTAIN HAWKS (3-5 PL, 1-3 CENTRAL) VS. BUCKNELL BISON (2-4 PL, 2-2 CENTRAL)



Jan. 23 & 24, 2021
Stabler Arena (5,600) - Bethlehem, Pa.
Sojka Pavilion (4,000) - Lewisburg, Pa.
TV: ESPN+ (Both Days)
Radio: Fox Sports 1230/1320 AM/94.7 FM (Both Days)



MOUNTAIN HAWKS HOPE TO CONTINUE MOMENTUM

Following a pair of impressive efforts and big road victories at Holy Cross, the Lehigh men's basketball team will look to keep that momentum going when the Mountain Hawks face Bucknell this weekend. Gametimes are set for 2 p.m. Saturday in Stabler Arena and 4 p.m. Sunday in Sojka Pavilion. Lehigh stands 3-5 overall, 1-3 in the Central mini-conference. The Mountain Hawks are a game behind the Bison and two behind Lafayette with four Central Division games remaining.

Last weekend saw two balanced team efforts. The Mountain Hawks ended the first half Saturday on a 13-3 run to open a 39-25 halftime lead. Holy Cross pulled as close as one in the second half, but Lehigh never relinquished the lead, winning 75-72. Four Mountain Hawks scored between 10 and 15 points to lead the offense, led by a season-high 15 from junior Jeameril Wilson. Sophomore Evan Taylor posted his first of two straight double-doubles, recording 14 points and a then career-high 10 rebounds (which would stand for 24 hours until he set a new high on Sunday). Sophomore Reed Fenton impressed with a season-high 14 points while junior Nic Lynch scored 10 points in only 18 minutes due to foul trouble.

Sunday saw Lehigh jump out to another early lead, but this time, the Crusaders responded to take a halftime advantage. Two second-half runs helped propel the Mountain Hawks in front for good. Trailing 49-48, Lehigh scored eight straight points to go up by seven. Then holding a 60-57 advantage, the Mountain Hawks used a 5-0 surge to create more separation, on the way to the 82-74 win. Taylor finished with season highs in points (16) and rebounds (11), while also drawing five fouls and committing none. Jeameril Wilson enjoyed another strong game with 14 points while senior Marques Wilson led the team with 20 points - his third 20-point effort of the young season. Sixteen of those points came in the second half (he's now averaging 11.1 in the second half this year). Lynch again got into some foul trouble, but still scored 10 points in 14 minutes, and has recorded double-figure points in all eight games this season. Freshman Dominic Parolin continued to fill up the box score. One day after posting a career-high five assists, he had six points, seven rebounds and two steals. Meanwhile, classmate Jalin Sinclair came off the bench to dish nine assists. The Mountain Hawks had 12 first-half turnovers on Sunday, but only four in the second half to help them pull away. Overall, Lehigh has now won four of its last five games at Holy Cross.

Lehigh will now face a Bucknell team that was last in action against the Mountain Hawks. Bucknell's games vs. Colgate last weekend were postponed, but it was determined the positive COVID-19 tests were lab errors, which is allowing the Lehigh vs. Bucknell weekend to move forward as originally scheduled.

PROJECTED STARTERS



2 BETLOW
So. | G | 6-2

PPG 3.6
RPG 1.0
FG% 34.5%
3FG% 41.2%
APG 1.5



5 TAYLOR
So. | G | 6-6

PPG 8.4
RPG 5.9
FG% 51.9%
3FG% 41.7%
APG 1.4



11 M. WILSON
Sr. | G | 6-4

PPG 17.3
RPG 3.0
FG% 48.6%
3FG% 32.0%
APG 2.0



21 LI
Fr. | F | 6-6

PPG 1.0
RPG 1.4
FG% 20.0%
3FG% 25.0%
APG 0.3



44 LYNCH
Jr. | C | 6-11

PPG 14.9
RPG 6.0
FG% 52.5%
3FG% -
APG 0.9

NUMERICAL ROSTER

No.	Name	Yr.	Pos.	Ht.	Wt.	Hometown/High School	Major
0	Jakob Alamudun	So.	F	6-6	225	Huntington Beach, Calif./Marina High School	Arts and Sciences
1	Jeameril Wilson	Jr.	F	6-7	200	Chicago, Ill./Woodstock Academy (Notre Dame College Prep)	Finance
2	Jake Betlow	So.	G	6-2	185	Mendham, N.J./St. Benedict's	Business
4	Andrei Arion	So.	G	6-3	180	Bucharest, Romania/American International School of Bucharest	Bioengineering
5	Evan Taylor	So.	G	6-6	200	Glen Ellyn, Ill./Glenbard West High School	Arts and Sciences
10	Jalin Sinclair	Fr.	G	5-10	182	Manhattan, N.Y./Suffield Academy	Arts and Sciences
11	Marques Wilson	Sr.	G	6-4	210	Edmond, Okla./Edmond North High School	Marketing
13	Luke Traina	Fr.	G	6-5	185	Doylestown, Pa./Germantown Academy	Business
15	Reed Fenton	So.	G	6-4	165	Latrobe, Pa./Greater Latrobe High School	Chemical Engineering
20	Jayshen Saigal	Fr.	G	6-2	175	Scarsdale, N.Y./Scarsdale High School	Business
21	Ben Li	Fr.	F	6-6	230	Toronto, Ontario/Thornlea Secondary School	Business
35	Dominic Parolin	Fr.	F/C	6-8	230	Coquitlam, B.C./Centennial Secondary School	Arts and Sciences
42	JT Tan	Fr.	C	6-8	280	Redondo Beach, Calif./Rolling Hills Prep	Arts and Sciences
44	Nic Lynch	Jr.	C	6-11	250	Seattle, Wash./Seattle Prep	Political Science

COACHING STAFF

Murray H. Goodman '48 Head Coach: Brett Reed (Eckerd College '95), 14th Season

Assistant Coach: Harry Morra (DeSales '04), Sixth Season

Assistant Coach: Noel Hightower (Chestnut Hill '16), Fifth Season

Assistant Coach: Quinn McDowell (William & Mary '12), Second Season

Director of Basketball Operations: Greg Tarca (Quinnipiac '18), Third Season

Video Coordinator: Michael Calzola (Akron '18), First Season

Student-Athlete Support & Enrichment Coordinator: Billy Dunn (Cairn University '93), Fourth Season

PRONUNCIATION GUIDE

0 - Jakob Alamudun	AL-ah-MOO (like a cow) - doon (like noon)
1 - Jeameril Wilson	Ja-MEAR-ull
2 - Jake Betlow	BET-low
4 - Andrei Arion	AR-E-on
10 - Jalin Sinclair	JAY-lin
11 - Marques Wilson	MARK-iss
20 - Jayshen Saigal	JAY-shen SIGH-gull
21 - Ben Li	Ben LEE
35 - Dominic Parolin	Pa-ROH-linn

TV/RADIO ROSTER



0 Jakob Alamudun
So. - F - 6-6 - 225
Huntington Beach, Calif.



1 Jeameril Wilson
Jr. - F - 6-7 - 200
Chicago, Ill.



2 Jake Betlow
So. - G - 6-2 - 185
Mendham, N.J.



4 Andrei Arion
So. - G - 6-3 - 180
Bucharest, Romania



5 Evan Taylor
So. - G - 6-6 - 200
Glen Ellyn, Ill.



10 Jalin Sinclair
Fr. - G - 5-10 - 182
Manhattan, N.Y.



11 Marques Wilson
Sr. - G - 6-4 - 210
Edmond, Okla.




13 Luke Traina
Fr. - C - 6-5 - 185
Doylestown, Pa.



15 Reed Fenton
So. - G - 6-4 - 165
Latrobe, Pa.



20 Jayshen Saigal
Fr. - G - 6-2 - 175
Scarsdale, N.Y.



21 Ben Li
Fr. - F - 6-6 - 230
Toronto, Ontario



35 Dominic Parolin
Fr. - F/C - 6-8
Coquitlam, B.C.



42 JT Tan
Fr. - C - 6-8 - 280
Redondo Beach, Calif.



44 Nic Lynch
Jr. - C - 6-11 - 250
Seattle, Wash.



Dr. Brett Reed
Head Coach
14th Season



Harry Morra
Assistant Coach
Sixth Season



Noel Hightower
Assistant Coach
Fifth Season



Quinn McDowell
Assistant Coach
Second Season

2020-21 STATISTICAL LEADERS (NUMBER OF GAMES)

Game Leaders

Player	10+ Pts	20+ Pts	30+ Pts	10+ Rebs	15+ Rebs	20+ Rebs	5+ Ast	10+ Ast	5+ Steals	5+ Blks	D.D.	Pts	Reb	Ast
0 - Alamudun	1			1							1		1	
1 - J. Wilson	3											1	1	3
2 - Betlow														
4 - Arion														
5 - Taylor	3			2							2	1	3	
10 - Sinclair	1						2							2
11 - M. Wilson	6	3							1			4		1
13 - Traina														
15 - Fenton	1						1							1
20 - Saigal														
21 - Li														
35 - Parolin	1						1							1
42 - Tan														
44 - Lynch	8	2										2	5	

WHEN LEHIGH...

Plays at home:1-2
 Plays on the road:2-3
 Plays at neutral sites:0-0

Leads at the half:1-1
 Trails at the half:2-3
 Is tied at the half:0-1

Goes to overtime:0-0

Scores 90 or more points:1-0
 Scores 80-89 points:1-0
 Scores 70-79 points:1-2
 Scores 60-69 points:0-2
 Scores 50-59 points:0-1
 Scores 40-49 points:0-0
 Scores fewer than 40 points:0-0

Allows 90 or more points:0-0
 Allows 80-89 points:1-1
 Allows 70-79 points:2-3
 Allows 60-69 points:0-1
 Allows 50-59 points:0-0
 Allows 40-49 points:0-0
 Allows fewer than 40 points:0-0

Shoots 50% or more:2-1
 Shoots 40-49%:1-4
 Shoots 30-39%:0-0
 Shoots under 30%:0-0

Allows 50% or more0-0
 Allows 40-49%:2-5
 Allows 30-39%:1-0
 Allows under 30%:0-0

Shoots 50% or more 3FG:1-0
 Shoots 40-49% 3FG:1-0
 Shoots 30-39% 3FG:1-2
 Shoots under 30% 3FG:0-3

Allows 50% or more 3FG:0-0
 Allows 40-49% 3FG:0-4
 Allows 30-30% 3FG:2-1
 Allows under 30% 3FG:1-0

Outrebounds opponents:3-1
 Is outrebounded:0-4
 Ties opponent in rebounding:0-0

Commits fewer than 15 turnovers:2-4
 Commits 15 or more turnovers:1-1

Forces 15 or more turnovers:0-2
 Forces fewer than 15 turnovers:3-3

Commits more turnovers:2-2
 Commits fewer turnovers:1-3
 Tie in turnover:0-0

LEHIGH...

By Month

January:3-5

By Day

Saturday:2-2
 Sunday:1-3

MID-MAJOR TOP 25

*January 25, 2021 Poll

Team	Record	Points
1. Gonzaga (31)	15-0	775
2. Winthrop	15-0	698
3. Drake	13-0	690
4. Belmont	16-1	640
5. BYU	13-3	634
6. Loyola Chicago	13-3	608
7. Furman	10-5	508
8. Toledo	13-4	506
9. Liberty	12-5	479
10. South Dakota State	10-3	478
11. Missouri State	9-1	427
12. Eastern Kentucky	13-2	413
13. Georgia State	8-4	341
14. Sam Houston	12-5	335
15. Abilene Christian	12-3	333
16. Saint Mary's	11-5	323
17. Wright State	11-4	213
18. Southern Utah	11-3	189
19. Texas State	11-4	161
20. Coastal Carolina	11-3	148
21. Louisiana	11-4	147
22. Wofford	9-4	129
23. Siena	7-1	99
24. Bowling Green	10-5	98
25. Appalachian State	12-5	84

OTHERS RECEIVING VOTES: Navy 64, Vermont 57, UC Irvine 45, San Francisco 44, UCSB 35, Akron 33, Grand Canyon 32, New Mexico State 29, UMBC 28, Colgate 26, Bryant 23, Cleveland State 22, Stephen F. Austin 21, Kent State 20, Southern Illinois 20, Buffalo 19, Bradley 16, Mercer 15, UNCG 14, Montana State 13, Chattanooga 12, Little Rock 11, North Alabama 10, Ohio 8, UC Riverside 5, Morehead State 4, Northeastern 4, Bellarmine 3, Alabama A&M 2, Loyola Marymount 2, Pepperdine 2, Pacific 1, Santa Clara 1, UTRGV 1.

THE 2020-21 SEASON

On Nov. 9, The Patriot League Council of Presidents endorsed a plan for a league-only men's and women's basketball schedule for the 2020-21 season. The 10 Patriot League institutions are divided into three regional mini-conferences with teams playing four games against each regional opponent. Additional league games are being played outside of the mini-conferences to complete the 16-game regular-season schedule. To reduce travel and overnight stays, schools will play against the same opponent on consecutive days, primarily Saturdays and Sundays, with a limited number of exceptions.

Mini-conference standings will be based off mini conference record (win percentage) against each other. Each of the three mini-conference winners will earn a top three seed in the Patriot League Tournament field and the right to host a quarterfinal game. Each of the second-place mini-conference finishers will also earn spots in the field (as the fourth, fifth or sixth seed), while the seventh and eighth seeds will be determined by overall in-league winning percentage. Seventh and eighth will be determined by overall Patriot League winning percentage.

ALL-TIME VS. BUCKNELL

Bucknell won the first two meetings of the season series to take a 109-69 edge in the all-time series. The Bison have won six of the last seven against the Mountain Hawks overall, with the Lehigh victory coming via an impressive wire-to-wire win over Bucknell last Senior Day. When looking back 15 games in the series, the Bison hold a 9-6 edge. The series has gone back and forth with Bucknell holding a slim 7-6 edge over the last 13 meetings. The Mountain Hawks have won three of the last five vs. the Bison at home and five of the last eight. Lehigh won four-of-five in the series between 2015 and 2017. Bucknell is Lehigh's second-most played rival of all-time, only behind Lafayette.

SCOUTING THE BISON

Bucknell stands 2-4 (2-2 in the Central) after topping the Mountain Hawks two weekends. Last week's games vs. Colgate were postponed. The Bison losses have come against Navy (2) and Lafayette (2). John Meeks, who made his season debut against Lehigh, leads Bucknell in scoring (21.5) and rebounding (7.5). Andrew Funk comes in at 13.5 points per game, while Xander Rice is averaging 10.5 (and owns a team-leading 21 assists).

BUCKNELL PROJECTED STARTERS

Pos.	No.	Name	PPG	RPG
C	0	Paul Newman (Sr., 6-9)	5.0	4.5
G	2	Walter Ellis (Jr., 6-5)	5.3	4.2
G	10	Andrew Funk (Jr., 6-5)	13.5	4.5
F	12	John Meeks (Sr., 6-6)	21.5	7.5
G	21	Xander Rice (So., 6-3)	10.5	3.5 assts.

BISON LAST TIME OUT...

LEWISBURG, Pa. (1/17/21) - Bucknell head coach Nathan Davis talked all preseason about the toughness and leadership John Meeks was bringing on a daily basis. After Meeks missed the first four games of the season with an injury, the Bison sure are glad to have him back. The senior forward enjoyed the best game of his career on Sunday, piling up 31 points, 11 rebounds and five assists to lead Bucknell to a 77-61 victory over Lehigh at Stabler Arena.

IF LEHIGH BEATS BUCKNELL...

- (Saturday). Lehigh would win a third consecutive game for the first time since winning four straight near the end of last year (Feb. 23 through Mar. 3).
- (Saturday). The Mountain Hawks would beat Bucknell for just the second time in their last eight tries.
- (Saturday). Lehigh would beat Bucknell at home for the sixth time in its last nine tries.
- (Sunday). Lehigh would snap a five-game losing streak at Bucknell.
- With a pair of wins, head coach Brett Reed would tie former Bucknell head coach Pat Flannery for the second most overall victories, and league wins, in Patriot League history. Reed is currently at 232 and 124, respectively (see page 6 of notes for more).

2020-21 LEHIGH QUICK FACTS

GENERAL INFORMATION

Location.....	Bethlehem, Pa.
Founded.....	1865 by Asa Packer
Undergraduate Enrollment.....	5,047
President.....	John D. Simon
Murray H. Goodman Dean of Athletics.....	Joe Sterrett
Athletic Department Phone.....	(610) 758-4300
Historical Nickname.....	Mountain Hawks
Mascot.....	Mountain Hawk (Clutch)
Colors.....	Brown and White
Home Arena.....	Stabler Arena (5,600)
National Affiliation.....	NCAA Division I
Conference.....	Patriot League



2020-21 TEAM INFORMATION

2019-20 Record.....	11-21
2019-20 Patriot League Record/Finish.....	7-11/8th
Players Returning/Lost.....	8/5
Starters Returning/Lost.....	3/2
Newcomers.....	6
Fr. / So. / Jr. / Sr.....	6 / 5 / 2 / 1

MEDIA RELATIONS

Men's Basketball SID Contact.....	Justin Lafleur
Email.....	jul310@lehigh.edu
Office Phone.....	(610) 758-6631
Press Row Phone.....	(610) 758-4903/4933
Website.....	www.lehighsports.com
Mailing Address.....	641 Taylor St. Bethlehem, Pa. 18015

STATISTICS COMPARISON (Entering the weekend)

		
Scoring Offense	70.9	69.5
Scoring Defense	76.4	73.7
Scoring Margin	-5.5	-4.2
Field Goal Pct.	.481	.425
Field Goal Pct. Defense	.453	.428
Free Throw Pct.	.652	.746
3FG Made Per Game	4.1	7.3
3FG Pct.	.337	.319
3FG Pct. Defense	.365	.325
Rebounding	32.9	33.8
Rebounding Allowed	34.5	38.3
Rebounding Margin	-1.6	-4.5
Assists	14.4	13.0
Steals	5.1	6.2
Turnovers	12.4	13.5

SCORE BY PERIOD

	1	2	OT	Total
LEHIGH	271	285	11	567
OPPONENTS	285	316	10	611
	1	2	OT	Total
BUCKNELL	187	230	0	417
OPPONENTS	206	236	0	442

BUCKNELL SERIES HISTORY

Overall:	Bucknell leads, 109-69
Last Meeting:	Jan. 17, 2021
Last Result:	Bucknell, 77-61
Current Streak:	Bucknell - 3 wins
Last 10:	Bucknell, 8-2

Last 10 meetings:

Jan. 17, 2021	at Lehigh	Bucknell, 77-61
Jan. 16, 2021	at Bucknell	Bucknell, 75-70
Feb. 23, 2020	at Lehigh	Lehigh, 69-60
Jan. 18, 2020	at Bucknell	Bucknell, 72-56
Mar. 10, 2019	at Bucknell*	Bucknell, 97-75
Feb. 11, 2019	at Bucknell	Bucknell, 87-75
Jan. 19, 2019	at Lehigh	Bucknell, 85-83
Feb. 5, 2018	at Lehigh	Lehigh, 92-89 (OT)
Jan. 11, 2018	at Bucknell	Bucknell, 78-65
Mar. 8, 2017	at Bucknell*	Bucknell, 81-65

*Patriot League Tournament

LAST MEETING NOTABLES

- Lehigh's offense played well in the first half (holding a 37-36 halftime lead), but was out-scored 41-24 in the second and the Bison pulled away to win, 77-61.
- Making his first-career start, sophomore Evan Taylor was the biggest story, scoring 15 points (11 coming in the second half) on 6-of-8 shooting.
- Three others reached double-figure points, including a career-high 10 from freshman Dominic Parolin (eight in the second half). He also had career highs in rebounds (4) and assists (2).
- It marked Bucknell's sixth win in its last seven in the all-time series.

LAST MEETING

BETHLEHEM, Pa. (1/17/21) - The Lehigh men's basketball team opened a 37-31 lead in the final two minutes of the first half, but Bucknell went on a 10-0 run bridging halftime to turn the tides, on the way to downing the Mountain Hawks (1-5, 1-3 Central), 77-61 on Sunday in Stabler Arena. Making his first start of the season, sophomore Evan Taylor provided a spark, scoring 11 of his season-high 15 points in the first half. Lehigh will return to action next weekend, playing a pair at Holy Cross.

LEHIGH LAST TIME OUT

WORCESTER, Mass. (1/24/21) - Behind a career-best game from Evan Taylor, Marques Wilson's second-half performance, Jalin Sinclair's season-high nine assists and four double-digit scorers, the Lehigh men's basketball team (3-5, 1-3 Central) completed the weekend sweep against the Holy Cross Crusaders.

LAST WEEKEND NOTABLES

Lehigh 75, Holy Cross 72 - Jan. 23, 2021

- Four Mountain Hawks scored between 10 and 15 points to lead the offense, led by a season-high 15 from junior Jeameril Wilson.
- Sophomore Evan Taylor posted his first of two straight double-doubles, recording 14 points and a then career-high 10 rebounds (which would stand for 24 hours until he set a new high on Sunday).
- Sophomore Reed Fenton impressed with a season-high 14 points.
- Junior Nic Lynch scored 10 points in only 18 minutes due to foul trouble.

Lehigh 82, Holy Cross 74 - Jan. 24, 2021

- Sophomore Evan Taylor finished with season highs in points (16) and rebounds (11), while also drawing five fouls and committing none.
- Junior Jeameril Wilson enjoyed another strong game with 14 points.
- Senior Marques Wilson led the team with 20 points - his third 20-point effort of the young season. Sixteen of those points came in the second half.
- Junior Nic Lynch again got into some foul trouble, but still scored 10 points in just 14 minutes, and has recorded double-figure points in all eight games this season.
- Lynch's backup, freshman Dominic Parolin, continued to fill up the box score. One day after posting a career-high five assists, he had six points, seven rebounds and two steals.
- Classmate Jalin Sinclair came off the bench to dish nine assists.
- The Mountain Hawks had 12 first-half turnovers, but only four in the second half to help them pull away.
- Overall, Lehigh has now won four of its last five games at Holy Cross.

UPPERCLASS MOMENTUM

The 2020-21 Mountain Hawks feature three upperclassmen in senior Marques Wilson and juniors Jeameril Wilson and Nic Lynch. All three ended last season on a high note, playing their best basketball down the stretch. Marques ended the year averaging 9.1 points and 4.0 rebounds, but 11.6 and 4.6 in Patriot League play. He was Lehigh's third leading scorer in Patriot League play and top returning scorer from league play. Jeameril is Lehigh's leading returning scorer and rebounder overall (10.6 points, 5.3 rebounds), including averages of 14.7 and 7.6 over the final nine games (to coincide with Lehigh's 6-3 end to the season). All 19 of Lynch's games came vs. Patriot League foes, finishing with 9.6 points per contest overall (fourth overall) and 5.1 rebounds (third).

HISTORICAL ASIAN REPRESENTATION

Lehigh is the first known Division I basketball program to have three Asian players on the roster (and all three are actually in the same class - freshmen Ben Li, JT Tan and Jayshen Saigal). They make up half of the Mountain Hawks' freshman class (along with Jalin Sinclair, Dominic Parolin and Luke Traina).

ALL-TIME SCORING LEADERS

1.	2,703	Daren Queenan	1985-88
2.	2,361	C.J. McCollum	2009-13
3.	2,043	Tim Kempton	2013-17
4.	1,969	Mike Polaha	1984-88
5.	1,841	Bob Krizansky	1988-92
6.	1,791	Dozie Mbonu	1988-92
7.	1,762	Jose Olivero	2003-07
8.	1,742	Brett Eppehimer	1995-99
9.	1,578	Rashawne Glenn	1992-96
10.	1,526	Gabe Knutson	2009-13
11.	1,524	Matt Logie	1999-03
12.	1,514	Marquis Hall	2006-10
13.	1,453	Austin Price	2013-17
14.	1,418	Chuck Penn	1988-93
15.	1,417	Kyle Leufroy	2015-pres.
16.	1,368	Kahron Ross	2014-18
17.	1,350	Joe Knight#	2004-06
18.	1,327	Mackey McKnight	2010-14
19.	1,316	Bill Griffin	1976-79
20.	1,311	Charlie Brown	1974-77
21.	1,278	Jordan Cohen	2016-pres.
22.	1,260	Zahir Carrington	2006-10
23.	1,242	Bob Fortune	1968-70
24.	1,231	Norm Brandl	1959-62
25.	1,230	Austen Rowland*	2003-04
26.	1,145	Fred Ketcho	1980-83
27.	1,139	Jared Hess	1996-00
28.	1,114	Lance Tejada\$	2014-2019
29.	1,104	Jeff Vandemark	1977-80
30.	1,099	Johnny Waters	1969-71
31.	1,084	Hank Wisniewski	1971-73
32.	1,072	Ray Green:	1975-78
33.	1,068	Bill Cheslock	1985-88
34.	1,058	Charles Blue	1979-82
35.	1,054	Ed Cahn	1952-55
36.	1,032	Jason Fichter	1991-95
37.	1,021	Mike O'Hara	1987-91
38.	1,013	Holden Greiner	2009-13

#Played first two seasons at High Point

*Played first three seasons at Delaware

\$Played first two seasons at East Carolina

PATRIOT LEAGUE ON ESPN+

All except two Lehigh hoops games can be viewed live on ESPN+ for the 2020-21 season.

CBS SPORTS NETWORK

Lehigh's Jan. 3 game at Lafayette and scheduled regular-season finale at Colgate on Feb. 21 are scheduled to be aired on CBS Sports Network, as part of the Patriot League's television package.

LEHIGH ON THE AIRWAVES

At least 11 games this season can also be heard on Lehigh Valley FOX Sports (1230/1320 AM, 94.7 FM) with Tom Fallon on play-by-play and Greg Falkenbach '72 set to do color for several home games.

LOCAL AIR TIME

The Lehigh men's basketball program will make appearances on Service Electric TV-2 (Lehigh Valley) this season.

AROUND THE PATRIOT LEAGUE

PATRIOT LEAGUE
STANDINGS

School	Division			Patriot League		
	W	L	Pct.	W	L	Pct.
<i>North</i>						
Colgate	5	1	.833	5	1	.833
Army West Point	4	2	.667	5	3	.625
Holy Cross	2	4	.333	2	6	.250
Boston University	1	5	.167	3	5	.375
<i>Central</i>						
Lafayette	3	1	.750	5	3	.625
Bucknell	2	2	.500	2	4	.333
Lehigh	1	3	.250	3	5	.375
<i>South</i>						
Navy	2	0	1.000	7	1	.875
American	2	2	.500	2	2	.500
Loyola	0	2	.000	0	4	.000

UPCOMING SCHEDULE

Saturday, January 30

Loyola at Navy	12:00
Lafayette at American	2:00
Boston U. at Holy Cross	2:00
Bucknell at Lehigh	2:00
Colgate at Army West Point	PPD

Sunday, January 31

American at Lafayette	4:00
Lehigh at Bucknell	4:00
Holy Cross at Boston U.	5:00
Navy at Loyola	6:00
Colgate at Army West Point	PPD

COACH REED PUTTING UP THE W'S

Head coach Brett Reed reached 100-career Patriot League (regular season) wins two seasons ago, becoming just the fourth coach in league history to reach that plateau. Below is the list. Reed tied Jeff Jones of American coach for fastest to reach 100 PL wins in terms of number of seasons (11th season for both Reed and Jones). However, for both Flannery and Jones, it took fewer games to reach 100.

Here is where Reed stands among Patriot League laurels for total wins and Patriot League victories. Reed's 200th win came during a 78-72 home-opening win over Marist on Nov. 13, 2018. He tied Jones for third place with a home win over Saint Francis (Pa.) (Dec. 22) and overtook Jones with an 86-83 victory over Lafayette (Jan. 2) in Stabler Arena. With the thrilling overtime win at Lafayette on Jan. 30, 2019, Reed moved past Jones all alone into third place for Patriot League victories.

Most Patriot League Games Won (Regular Season)

174 Fran O'Hanlon, Lafayette (1995-present)

126 Pat Flannery, Bucknell (1994-08)

124 Brett Reed, Lehigh (2007-present)

108 Jeff Jones, American (2001-13)

95 Ralph Willard, Holy Cross (1999-09)

Most Games Won, All Games as PL Coach

347 Fran O'Hanlon, Lafayette (1995-present)

234 Pat Flannery, Bucknell (1994-08)

232 Brett Reed, Lehigh (2007-present)

205 Jeff Jones, American (2001-13)

192 Ralph Willard, Holy Cross (1999-09)

MILESTONE WATCH

A number of Lehigh players (and coaches) have recently reached significant career milestones or have milestones within grasp, which were reached or could be reached this season.

Player	Milestone	Current #	Away
Reed Fenton	250 points	255	-
	100 rebounds	88	12
Nic Lynch	500 points	420	80
	250 rebounds	248	2
Evan Taylor	250 points	281	-
	100 rebounds	146	-
Jeameril Wilson	500 points	551	-
Marques Wilson	500 points	635	-
	250 rebounds	252	-

2020-21 WEEKLY AWARDS

Player of the Week

Justin Jaworski (Lafayette) - Jan. 6

E.J. Stephens (Lafayette) - Jan. 12

John Meeks (Bucknell) - Jan. 19

Jamir Harris (American) - Jan. 26

Rookie of the Week

Andre Screen (Bucknell) - Jan. 6

R.J. Johnson (Holy Cross) - Jan. 12

Johnny O'Neil (American) - Jan. 19

Jalen Rucker (Army West Point) - Jan. 26

Lehigh Honorable Mentions

Marques Wilson - Jan. 6

Nic Lynch - Jan. 12

Evan Taylor - Jan. 26

HIGGINS, WHITNEY-SIDNEY JOIN CLASS OF 2025

Lehigh head men's basketball coach Brett Reed announced the additions of Keith Higgins and Tyler Whitney-Sidney in the Mountain Hawks' incoming class of 2025. Higgins, a 6-foot-4 shooting guard, will head east from West Hills, California while Whitney-Sidney, a 6-foot-2 combo guard is a native of Somerville, Massachusetts. They will join the program in the fall of 2021.

Out of Chaminade Prep in California, Higgins was named first team All-Mission League last season and has also been named first team 2AA CIF (California Interscholastic Federation). So far in his high school career, Higgins has scored over 1,300 points already, averaged 17.6 points, 4.0 rebounds, 2.1 assists and 2.0 steals per game. Higgins is on pace to score 2,000 points by the end of his senior year. Ranked as a top 100 national shooting guard and top 20 Southern California overall player, Higgins is a very highly-decorated high school player.

From the Brooks School, Whitney-Sidney was named a three-star recruit by both ESPN and Rivals. A top 50 nationally ranked point guard according to Corey Evans, Whitney-Sidney was named All-NEPSAC and All-ISL as a sophomore. In 2018, he scored 35 points in a game, which was the school's second-highest total in the past 20 years for a Brooks player. Through his junior year, Whitney-Sidney owns 1,145 career points and has averaged 13.4 points and 4.1 rebounds over his high school career thus far. He was also named a prefect at Brooks School - a significant leadership distinction for a senior. Prefects are appointed to work with the younger students and help them feel welcome as they adjust to living away from home. Prefects are student leaders, described as doers and omnipresent on campus; they give of themselves and their talents generously.

MCCOLLUM STARRING FOR TRAIL BLAZERS

- Former Lehigh standout C.J. McCollum is starring in his eighth NBA season with the Portland Trail Blazers.

- McCollum is currently averaging 26.7 points per game this season, along with 5.0 assists and 3.9 rebounds. The point average is currently 10th in the NBA (before games Jan. 19).

- McCollum scored 44 points in the second game of the season against Houston (Dec. 26), including the game-winning 3-point-er in the final seconds of overtime.

- McCollum scored 37 points at Sacramento (Jan. 9) on 13-of-22 shooting, including 6-of-11 from 3-point range.

- McCollum reached 40 3-pointers in his ninth game of the season. Stephen Curry is only other player in NBA history to accomplish this.

- McCollum was injured on Jan. 16 vs. Atlanta and it was announced on Jan. 19 that he suffered a small hairline fracture to the lateral cuneiform in his left foot and a mid-foot sprain. He'll be re-evaluated in four weeks.

- McCollum averaged 20+ points per game each of the previous five years (2015-20) as one of the NBA's most elite scorers.

- On June 27, 2013, McCollum became the first player in school history to be selected in the NBA Draft. He declared for the 2012 draft, but officially withdrew from the NBA Draft on Monday, Apr. 9, 2012 to return to Lehigh for his senior season. McCollum went on to write a piece published on Sporting News' website titled "Why I'm returning to Lehigh for my senior year," citing earning his degree as one of the primary reasons.

STRONG IN THE CLASSROOM

- The Mountain Hawks take a lot of pride in their academic performance. In the fall, 2020 semester, the team put forth an impressive 3.57 GPA.

- Individually, 11 Mountain Hawks recorded GPAs of 3.2+ - Ben Li (4.0, Arts and Sciences), Reed Fenton (3.94, Chemical Engineering), Andrei Arion (3.9, Bioengineering), Evan Taylor (3.85, Arts and Sciences), Dominic Parolin (3.85, Arts and Sciences), Jay-shen Saigal (3.61, Business), Jake Betlow (3.55, Business), Jalin Sinclair (3.55, Arts and Sciences), Luke Traina (3.53, Arts and Sciences), Nic Lynch (3.43, Political Science) and Marques Wilson (3.21, Marketing).

- Lehigh placed 11 student-athletes on last spring's Patriot League Academic Honor Roll. The 11 honorees shattered the previous high in Brett Reed's 13-year tenure as Lehigh head coach, which was seven set the year prior.

- Leading the way in the classroom was Jake Betlow, who tallied a 3.96 GPA in the College of Business.

- Jordan Cohen was named Academic All-Patriot League last season for a third straight season, becoming just the seventh three-time honoree in league history, joining Lehigh's Gabe Knutson '13 along with Mike Muscala '13 (Bucknell), Joey Ptasinski '15 (Lafayette), Frank Rassman '16 (Loyola), Jesse Reed '16 (American) and Nana Foulland '18 (Bucknell). Freshmen are not eligible for the award.

- Cohen was also named Google Cloud Academic All-District both in 2019 and 2020, Lehigh's first Academic All-District honoree since Marquis Hall in 2009.

UP NEXT...

Following this weekend, the Mountain Hawks will wrap up their regular season series against Lafayette next weekend (Feb. 6 and Feb. 7).

LEHIGH AMONG NATIONAL LEADERS

Before Games Tuesday, Jan. 26

Statistic	National Rank	Conference Rank	Value	National Leader	Value	Conference Leader	Value
3-pt Field Goal Attempts (340 ranked)	337	8	98	San Francisco	544	Army West Point	331
Assist Turnover Ratio (340 ranked)	85	4	1.16	Iowa	2.06	Colgate	1.95
Assists Per Game (340 ranked)	113	4	14.4	Iowa	20.9	Colgate	18.5
Blocked Shots Per Game (340 ranked)	278	7	2.2	Kentucky	6.1	American	5.5
Defensive Rebounds Per Game (340 ranked)	223	8	25.0	Wright St.	31.6	Colgate	30.17
Fewest Fouls (340 ranked)	28	7	15.4	Loyola Maryland	66	Loyola Maryland	66
Fewest Turnovers (340 ranked)	20	6	99	New Mexico St.	53	Colgate	57
Field-Goal Percentage (340 ranked)	35	2	48.1	Gonzaga	54.9	Colgate	51.5
Field-Goal Percentage Defense (340 ranked)	253	6	45.3	New Mexico St.	36.7	Colgate	39.5
Free Throw Attempts (340 ranked)	317	6	135	Minnesota	405	Navy	221
Free Throws Made (340 ranked)	321	8	88	Minnesota	305	Navy	161
Free-Throw Percentage (340 ranked)	296	8	65.2	Colorado	83.9	Lafayette	81.1
Offensive Rebounds Per Game (340 ranked)	295	9	7.88	North Carolina	15.8	Loyola Maryland	12.25
Personal Fouls Per Game (340 ranked)	265	8	19.2	Notre Dame	11.9	Army West Point	16.1
Rebound Margin (340 ranked)	244	7	-1.6	Grand Canyon	12.2	Colgate	5.3
Scoring Defense (340 ranked)	289	7	76.4	Houston	56.3	Colgate	66.3
Scoring Margin (340 ranked)	280	8	-5.5	Baylor	24.1	Colgate	23.7
Scoring Offense (340 ranked)	201	8	70.9	Gonzaga	94.4	Colgate	90.0
Steals Per Game (340 ranked)	286	9	5.1	Eastern Ky.	12.1	American	8.8
Three Pt FG Defense (340 ranked)	289	8	36.5	Alabama A&M	17.3	Colgate	23.9
Three-Point Field Goals Per Game (340 ranked)	338	10	4.1	The Citadel	13.2	Colgate	10.5
Three-Point Field-Goal Percentage (340 ranked)	166	4	33.7	Drake	43.0	Colgate	42.9
Total 3-point FGM (340 ranked)	334	9	33	San Francisco	198	Army West Point	111
Total Assists (340 ranked)	300	4	115	Iowa	313	Army West Point	208
Total Blocks (339 ranked)	323	8	18	Auburn VCU	92	Holy Cross	32
Total Rebounds (340 ranked)	321	6	263	Radford Utah St.	704	Army West Point	458
Total Rebounds Per Game (340 ranked)	283	10	32.88	North Carolina	43.53	Colgate	38.83
Total Steals (340 ranked)	329	6	41	Eastern Ky.	182	Army West Point	87
Turnover Margin (336 ranked)	217	5	-0.8	Abilene Christian	8.4	Colgate	3.2
Turnovers Forced (340 ranked)	303	8	11.62	Abilene Christian	22.53	American	15.25
Turnovers Per Game (340 ranked)	83	4	12.4	Villanova	8.1	Colgate	9.5
Won-Lost Percentage (335 ranked)	250	6	37.5	5 teams tied	100.0	Navy Colgate	83.3

Statistic	Player	National Rank	Conference Rank	Value	National Leader	Value	Conference Leader	Value
3-pt Field Goal Attempts (350 ranked)					Rashad Williams, Oakland	183	Lionie Grayson, Army West Point	97
Assist Turnover Ratio (349 ranked)					Darius Brown II, CSUN	7.62	Neal Quinn, Lafayette	4.00
Assists Per Game (350 ranked)					Jalen Moore, Oakland	8.2	Jordan Burns, Colgate	6.2
Blocked Shots Per Game (340 ranked)	Nic Lynch	272	11	0.88	KC Ndefo, Saint Peter's	4.02	Johnny O'Neil, American	2.25
Defensive Rebounds per Game (348 ranked)	Evan Taylor	168	6	5.12	Fardaws Aimaq, Utah Valley	10.09	Santi Aldama, Loyola Maryland	7.75
Double Doubles (308 ranked)	Evan Taylor	150	1	2	Charles Bassey, Western Ky.	11	11 players tied	2
	Jakob Alamudun	308	6	1	Kofi Cockburn, Illinois	11		
Field-Goal Percentage (334 ranked)	Nic Lynch	76	3	52.5	Asbjorn Midtgaard, Grand Canyon	74.5	Jamir Harris, American	55.1
	Marques Wilson	139	8	48.6				
Free Throw Attempts (345 ranked)					Trayce Jackson-Davis, Indiana	142	Cam Davis, Navy	62
Free Throws Made (339 ranked)					Jalen Moore, Oakland	103	Cam Davis, Navy	49
Free-Throw Percentage (345 ranked)					Jack Ferguson, Colgate	100.0	Jack Ferguson, Colgate	100.0
Minutes Per Game (350 ranked)	Marques Wilson	291	11	32.08	Jamir Harris, American	41.21	Jamir Harris, American	41.21
Offensive Rebounds Per Game (349 ranked)	Nic Lynch	339	11	1.88	Terry Taylor, Austin Peay	4.85	Gerrale Gates, Holy Cross	3.12
Points Per Game (349 ranked)	Marques Wilson	121	6	17.2	Luka Garza, Iowa	26.9	Justin Jaworski, Lafayette	21.5
	Nic Lynch	257	11	14.9				
Rebounds Per Game (342 ranked)	Nic Lynch	342	13	6.0	Fardaws Aimaq, Utah Valley	14.9	Austin Butler, Holy Cross	8.9
Steals Per Game (349 ranked)	Marques Wilson	106	5	1.75	Jacob Gilyard, Richmond	3.92	Josh Caldwell, Army West Point	2.08
Three-Point Field Goals Per Game (350 ranked)					Kaiden Rice, The Citadel	4.83	Jamir Harris, American	4.25
Three-Point Field-Goal Percentage (101 ranked)					Jack Ferguson, Colgate	55.6	Jack Ferguson, Colgate	55.6
Total 3-point FGM (323 ranked)					Rashad Williams, Oakland	60	Lionie Grayson, Army West Point	37
Total Assists (341 ranked)					Jalen Moore, Oakland	155	R.J. Johnson, Holy Cross	41
Total Blocks (316 ranked)					Charles Bassey, Western Ky.	55	Matt Faw, Holy Cross	15
Total Field Goal Attempts (350 ranked)					Jalen Moore, Oakland	274	Cam Davis, Navy	160
Total Field Goals Made (348 ranked)					Luka Garza, Iowa	150	Cam Davis, Navy	72
Total Minutes (350 ranked)					Jalen Moore, Oakland	696:55		
Total Points (346 ranked)					Luka Garza, Iowa	404	Cam Davis, Navy	210
Total Rebounds (337 ranked)					Charles Bassey, Western Ky.	195	Nick Finke, Army West Point	82
Total Steals (300 ranked)					DeVante' Jones, Coastal Carolina	52	Josh Caldwell, Army West Point	27
Triple Doubles (2 ranked)					Chandler Vaudin, Winthrop	2		

2020-21 CHARGES TAKEN

Season Leaders

Nic Lynch (5)
Reed Fenton (3)
Jake Betlow (1)
Jalin Sinclair (1)

vs. Lafayette (1/2) (1)

Reed Fenton (1) - 17:22 left in 1st half

at Navy (1/10) (3)

Reed Fenton (2) - 7:25 left in 1st half, 15:23 left in 2nd half
Nic Lynch (1) - 6:44 left in 1st half

at Bucknell (1/16) (2)

Jake Betlow (1) - 15:03 left in 1st half
Nic Lynch (1) - 6:00 left in 1st half

at Holy Cross (1/23) (3)

Nic Lynch (3) - 18:40 left in 1st half, 15:47 left in 2nd half, 7:09 left in 2nd half

at Holy Cross (1/24) (1)

Jalin Sinclair (1) - 1:07 left in 2nd half

2020-21 DUNK COUNT

Season Leaders

Nic Lynch (2)
Dominic Parolin (1)

vs. Lafayette (1/2) (1)

Dominic Parolin (1) - 6:12 left in 2nd half

vs. Navy (1/9) (1)

Nic Lynch (1) - 0:31 left in 1st half

at Holy Cross (1/23)

Nic Lynch (1) - 15:11 left in 2nd half

THE LAST TIME A LEHIGH TEAM...

Scored 100+ points

vs. Saint Francis (Pa.) (12/12/16)
Lehigh won, 100-67

Scored 90+ points

vs. Lafayette (1/2/21)
Lehigh won, 90-89 (OT)

Scored 80+ points

at Holy Cross (1/24/21)
Lehigh won, 82-74

Allowed 90+ points

at Holy Cross (1/22/20)
Lehigh lost, 96-95 (OT)

Had five players in double figures

J. Wilson - 18, M. Wilson - 14, Karnik - 11, Taylor - 10, Cohen - 10
vs. Loyola (3/3/20)
Lehigh won, 78-75

Had two players score 15+ points

M. Wilson 20, Taylor 16
at Holy Cross (1/24/21)
Lehigh won, 82-74

Had two players score 20+ points

Wilson - 28, Lynch - 22
vs. Lafayette (1/2/21)
Lehigh won, 90-89 (OT)

Shot 50% or better from the floor

53.6% (30-56) - at Holy Cross (1/24/21)
Lehigh won, 82-74

Shot 50% or better from three-point range

50.0 (4-8) - vs. Lafayette (1/2/21)
Lehigh won, 90-89 (OT)

Did not hit a three-pointer

0-for-13 - vs. Columbia (11/23/14)
Lehigh lost, 54-44

Played an overtime game

vs. Lafayette (1/2/21)
Lehigh won, 90-89 (OT)

Played a double overtime game

vs. Loyola (1/24/18)
Lehigh lost, 91-88 (2OT)

Recorded 10 steals

11 - vs. Loyola (3/3/20)
Lehigh won, 78-75

Forced 20 turnovers

20 - vs. Loyola (3/3/20)
Lehigh won, 78-75

THE LAST TIME A LEHIGH PLAYER...

Recorded a double-double in points and rebounds

16 points, 11 rebounds - Evan Taylor
at Holy Cross (1/24/21)
Lehigh won, 82-74

Recorded a double-double in points and assists

17 points, 10 assists - Kahron Ross
vs. Bucknell (2/25/15)
Lehigh won, 84-65

Scored 25+ points in a game

26 - Marques Wilson
at Bucknell (1/16/21)
Lehigh lost, 75-70

Scored 35+ points in a game

36 - Lance Tejada
at Holy Cross (1/9/19)
Lehigh won, 99-94 (OT)

Recorded 5 or more steals in a game

5 - Marques Wilson
at Lafayette (1/3/21)
Lehigh lost, 82-70

Handed out 10 or more assists in a game

10 - Kyle Leufroy
at Yale (12/5/18)
Lehigh lost, 97-87

Handed out 5 or more assists in a game

9 - Jalin Sinclair
at Holy Cross (1/24/21)
Lehigh won, 82-74

Grabbed 10 or more rebounds in a game

11 - Evan Taylor
at Holy Cross (1/24/21)
Lehigh won, 82-74

Blocked 5 or more shots in a game

6 - Jesse Chuku
at Boston University (1/31/16)
Lehigh lost, 75-73

Made 10+ three pointers in a game

10 - Lance Tejada
at Holy Cross (1/9/19)
Lehigh won, 99-94 (OT)

Made 5+ three-pointers in a game

6 - Reed Fenton
vs. Army West Point (2/1/20)
Lehigh lost, 80-79

Hit a game-winning shot

Marques Wilson - long 3-pointer as buzzer sounded
vs. Lafayette (1/2/21)
Lehigh won, 90-89 (OT)



BRETT REED

Head Coach - 14th Season

The 2020-21 season is Dr. Brett Reed's 14th as the Murray H. Goodman '48 Head Men's Basketball Coach at Lehigh University. In 13 years on the sideline, Reed has become the winningest coach in Lehigh history and has won more than 70 percent of his games at Stabler Arena.

During the 2012-13 season, Reed won his 100th career game and became the fastest coach to 100 wins in the history of the Patriot League. The same season, he also became the all-time winningest coach in school history. Early in the 2018-19 season, he reached 200 career victories. Reed is the Patriot League's second longest-tenured coach.

Reed owns a 56.3 career winning percentage, good for sixth in Patriot League history and second among active coaches. Reed's 229 overall wins, and 121 Patriot League victories, are both third in league history.

Reed has consistently won at Lehigh, eclipsing 20 wins three times in a four-year span from 2009-13, which also included three national postseason appearances. The Mountain Hawks twice won the Patriot League and advanced to the NCAA Tournament while advancing to the College Basketball Invitational in 2013. Lehigh reached back-to-back Patriot League Championship Games in 2016 and 2017, marking the third and fourth times in eight seasons the Mountain Hawks played in the title game. In 2018-19, Reed led Lehigh to 20 victories for the fifth time in 10 years, finishing in the top four of the league standings in nine of the last 10 seasons. Reed's teams have played their best basketball when it matters, posting a 22-2 record in February between 2016 and 2018 (9-0 in 2016, 6-2 in 2017 and 7-0 in 2018). The Mountain Hawks are 27-5 in February from 2016-19, 32-9 from 2016-20 and 64-37 in the month during Reed's head coaching career.

Lehigh has developed plenty of impressive talent in Reed's tenure, led by two-time All-American and Patriot League Player of the Year C.J. McCollum '13 who was selected 10th overall by the Portland Trail Blazers in the 2013 NBA Draft and has developed into an NBA star. McCollum has finished at or near the top 20 in the NBA in scoring each of the last three seasons (23.0 points per game in 2016-17, 21.4 in 2017-18, 21.0 in 2018-19 and 22.2 in 2019-20). Tim Kempton '17 was a two-time Patriot League Player of the Year, who was invited to play for the Milwaukee Bucks in the NBA Summer League following graduation, leading to a professional contract overseas. Reed has recruited at an extremely effective rate, as 19 alumni have signed pro contracts over his first 13 years as head coach.

Reed will be most remembered for the 2011-12 season, when the Mountain Hawks posted a school-record 27 wins, along with the program's third Patriot League Championship (and second in the three years). The highlight was a historic 75-70 NCAA Tournament win over Duke, becoming only the sixth No. 15 seed to ever beat a No. 2 seed and second in the same day (Norfolk State defeated Missouri just hours earlier). McCollum led the way with 30 points as Lehigh never trailed by more than five and was leading for much of the game. Mountain Hawks' largest lead came in the final minute (eight) as the squad always had an answer for the Blue Devils' runs.

That game helped put the Lehigh men's basketball program squarely on the map as over the ensuing days, the Mountain Hawks were featured in an endless number of national media outlets including SportsCenter, ESPN Radio, Fox Sports Radio, Sports Illustrated, USA Today and much more. The Mountain Hawks entered the following season ranked among the mid-major's best teams by numerous outlets. The 2011-12 season also featured a school record for non-league wins (12), the Mountain Hawks shattered the program's previous wins record of 22 (also set by a Reed-led team). Along the way, Lehigh played tough against power conference foes, including NCAA Tournament No. 1 seed Michigan State when the Mountain Hawks held a 38-35 lead at the half.

The Mountain Hawks earned two more wins against power conference foes during the 2014-15 season as Lehigh took a big step forward in its quest to return to championship contention. The Mountain Hawks' season was highlighted by two wins over power conference opponents DePaul and Arizona State, and a tight loss to eventual No. 1 seed in the NCAA Tournament Villanova. The Mountain Hawks rebounded by winning seven-of-eight games midway through the Patriot League schedule. Late in the season, Lehigh dominated eventual regular season champion Bucknell to clinch a home game in the Patriot League Quarterfinals.

Several individuals took their play to new levels in 2014-15, highlighted by Kempton who was named the league's Player of the Year as just a sophomore. Along with Kempton, freshman Kahron Ross became the Mountain Hawks' fifth Patriot League Rookie of the Year in the previous nine seasons, along with Marquis Hall (2007), Rob Keefer (2008), McCollum (2010) and Kempton (2014). Ross set a single-game record with 14 assists in Lehigh's thrilling win at Arizona State.

Lehigh rebounded from a slow start in 2015-16 winning 11 straight games beginning in early February, tying the program's 90-year school record. The Mountain Hawks surged to the No. 2 seed in the league tournament and went on to host the quarterfinals, semifinals and championship game. It marked the sixth time in seven seasons that Lehigh has played at least one Patriot League Tournament game at home. The Mountain Hawks wrapped up an undefeated February, their first undefeated month since November of 1993. When all was said and done, Lehigh finished the season with a school-record 13 Patriot League victories.

Kempton and Ross were each named first team All-Patriot League, marking the first time in school history Lehigh has featured multiple first team honorees. Ross broke the school's single-season record for assists (194), previously held by Mackey McKnight. Kempton was also named Patriot League Player of the Year for the second straight season, becoming just the third player in league history to earn the honor twice before his senior season. The others were McCollum and Colgate's Adonal Foyle. As a team, Lehigh finished the season 15th nationally in three-point percentage (39.2).

The Mountain Hawks finished the 2016-17 season with a 20-12 record, tied for second in the league standings before defeating Colgate and Boston University in the Patriot League Tournament to reach their second straight title game. Among Lehigh's wins was an 87-73 win at Mississippi State, the program's first-ever victory over the SEC. The Mountain Hawks also defeated eventual Ivy League Champion Princeton as one of four wins over NCAA Tournament teams. Kempton led the league in points (20.4) and rebounds (10.4) and was named a Final Five Finalist for Kareem-Abdul Jabbar National Center of the Year. He also became Lehigh's first-ever participant in the 2017 Reese's® Division I College All-Star Game, going on to score a game-high 21 points.

In 2017-18, Lehigh graduated over 4,000 points and 1,600 rebounds from the previous year, but still found itself near the top of the league standings. The Mountain Hawks won eight straight games to end the regular season tied for third place in the league. Among the victories was a thrilling overtime win over Bucknell in early February, handing the eventual Patriot League Champion its last defeat until the NCAA Tournament. Lehigh finished the season 4-1 in overtime. Ross finished his career as the Lehigh and Patriot League all-time career leader for assists. He was named second team All-Patriot League, becom

ing the program's first-ever four-time All-League honoree. Ross also became the first student-athlete in program history to finish his career 4-0 at archrival Lafayette. In one stretch, Lehigh exceeded 50 percent from three-point range in six straight games. The Mountain Hawks had double-digit makes in eight straight and 10-of-11, finishing the year 40.6 percent as a team, good for ninth nationally.

The hot shooting continued in 2018-19 as Lehigh knocked down 42.3 percent of its three-pointers, leading the nation and almost a full percent more than any other team in the country. It also marked a Patriot League record. The Mountain Hawks finished the year 20-11 and 12-6 in league play, their fifth straight season with 10+ Patriot League victories. Lehigh's 7-4 nonleague record was its best since 2011-12. Lance Tejada received All-League recognition for a second straight season, garnering first-team laurels for the first time. The Mountain Hawks did not lose two straight games all season, showing strong resiliency and an ability to bounce back. In the Patriot League Quarterfinals vs. Army, Lehigh came back from a double-figure second-half deficit to advance, marking the Mountain Hawks' third double-figure second-half comeback against the Black Knights of the season. In the Patriot League opener at Holy Cross, Lehigh erased an 18-point deficit to beat the Crusaders in overtime, the largest comeback in Reed's head coaching tenure. Tejada tied the program record for three-pointers with 10 in the victory, tying the mark set by Joe Knight and teammate Pat Andree. Less than a month later, Lehigh went on to erase a 19-point deficit at Army West Point.

The 2019-20 season saw the Mountain Hawks fight through some early struggles, but never quit and finished the season 6-3 over their final nine games. It included wins over three of the four eventual Patriot League semifinal teams, and a home Patriot League Tournament victory over Loyola. It was the 10th time in 11 seasons Lehigh hosted at least one PLT contest.

Another impressive season under Reed came in 2012-13 when the Mountain Hawks finished 21-10 and played in a national postseason tournament for a second straight season and third time in four years. Lehigh began the season 9-2, including an eight-game winning streak capped off by a 90-75 win at North Texas. McCollum went down with a season-ending injury at VCU on Jan. 5, but the Mountain Hawks wouldn't go away quietly. Lehigh posted a 10-4 record in league play to tie for second in the league standings. Reed picked up his 100th career win in style as the Mountain Hawks defeated Fairleigh Dickinson, 102-62. He went on to post his school record-breaking victory in a 72-43 win at Navy. Following the season, McCollum, the Patriot League's all-time leading scorer, became the first player in school history and second in league history selected in the NBA Draft.

Reed's first Patriot League Title as head coach came in 2009-10 when he led the Mountain Hawks to their second Patriot League Tournament Championship, first outright regular season league title, the most wins in school history (at the time) and the most-ever wins at Stabler Arena. The Mountain Hawks also led the Patriot League in scoring offense, scoring margin, three-point percentage, assist-to-turnover ratio and defensive rebounds. Their 220 made three-pointers established a new school record, later broken just four seasons later when Lehigh knocked down 235 in 2013-14. The 2009-10 team also set a mark for the most dominant run in the Patriot League Tournament's history, winning every game by 15 points or more. They also excelled in the classroom. Lehigh's starting five of Dave Buchberger, Zahir Carrington, Hall, McCollum and Gabe Knutson achieved an average grade point average of 3.2.

During Reed's second season at the helm in 2008-09 season, the Mountain Hawks continued to build upon the solid foundation established at the beginning of his Lehigh career. The accomplishments included the most overall road wins since 1991 and the school's first-ever victory over a Big East foe. Hall went onto become Lehigh's first-ever Patriot League Men's Basketball Scholar-Athlete of the Year, while Carrington was the school's first All-District selection since 1988.

In his first season as a collegiate head coach, Reed led the Mountain Hawks to the third most wins for a first-year headman in the 108-season history of Lehigh Basketball. Reed mentored the Mountain Hawks' second consecutive Patriot League Rookie of the Year in Keefer as Lehigh became the first school in the league to accomplish that feat. In addition, Reed oversaw a defensive unit that held league foe Bucknell to just 39 points on February 27, 2008 - the second fewest points ever allowed by the Brown and White since the inception of Patriot League play in 1990.

Reed has recruited and developed some excellent basketball talent over the course of his career at Lehigh. In addition to McCollum and several Rookie of the Year performers, there have been a host of others who have enjoyed individual accomplishments and recognition. Lehigh has also featured high-level performers in the classroom and community as well. Hall was named the Patriot League Scholar-Athlete of the Year in consecutive seasons while Knutson was a three-time Academic All-Patriot League performer. Andree and Jordan Cohen were named Academic All-League in 2017-18. Hall, McCollum and Kempton have been named finalists for the Senior CLASS Award while Knutson, Corey Schaefer, Austin Price and Tejada have been named candidates for the prestigious award.

Reed was named Lehigh's head coach on August 10, 2007. He had been an assistant at Lehigh for the previous five years, serving as associate head coach for the 2006-07 campaign.

Prior to his time at Lehigh, Reed served as the top assistant coach at High Point University in North Carolina for two seasons. Reed was an integral part of

REED'S ALL-TIME RECORD

Year	Record (Pct.)	PL	Home	Notables
2007-08	14-15 (.483)	7-7	11-4	
2008-09	15-14 (.517)	5-9	8-6	
2009-10	22-11 (.667)	10-4	15-2	PL Reg Season Championship PL Tourn. Championship NCAA Tournament
2010-11	16-15 (.516)	6-8	9-5	PL Semifinals
2011-12	27-8 (.771)	11-3	12-1	PL Tourn. Championship NCAA win over Duke
2012-13	21-10 (.678)	10-4	11-3	CollegeBasketballInvitational
2013-14	14-18 (.438)	7-11	9-5	
2014-15	16-14 (.533)	10-8	8-5	Wins over DePaul, Arizona St.
2015-16	17-15 (.531)	13-5	10-6	Hosted PL Championship
2016-17	20-12 (.625)	12-6	12-2	2nd straight PL Champ Game
2017-18	16-14 (.533)	11-7	9-6	7-0 in February
2018-19	20-11 (.645)	12-6	11-3	
2019-20	11-20 (.355)	7-11	7-6	
2020-21	3-5 (.375)	3-5	1-2	
Total	232-182 (.560)	124-94 (.569)	133-56 (.704)	

the coaching staff that led the Panthers to the Big South Championship Game in 2002. Included in that two-year period, Reed recruited a Big South Rookie of the Year and a Player of the Year.

Reed spent 1999-2000 as the Director of Basketball Operations at the University of North Carolina - Greensboro. He began his collegiate coaching career at Oakland (Mich.) Community College where he was an assistant for his father's program.

A native of Waterford, Michigan, Reed attended Eckerd College in St. Petersburg, Florida where he contributed at point guard and helped lead his team to a conference championship and NCAA Tournament appearance. Reed graduated with honors, earning his Bachelor's degree in 1995 before earning his Master's at Wayne State in 1998. In 2003, Reed received his Ph.D. from Wayne State University in Instructional Technology with a Cognate in Sports Administration. He is one of only two Division I men's basketball head coaches in the entire nation to have earned their doctorate degrees. Reed was also honored during his academic career with a number of awards including the prestigious Thomas C. Rumbell Fellowship.

Reed and his wife Kindra reside in Bethlehem with their sons Brendan and Calvin, and daughter Makenna.

WHAT THEY'RE SAYING ABOUT COACH REED

"Brett Reed is an excellent basketball coach. In just a few years, he has led the resurgence of Lehigh basketball and turned it into a power from the Patriot League. He's building a program that can withstand one of sport's ultimate challenges - the test of time. It is undoubtedly an impressive accomplishment."

- Mike Krzyzewski, Duke University and U.S. National Team Head Coach

"I've known Brett Reed for over 10 years, and was fortunate to have him on my staff and watch him develop as a coach. I strongly believe Brett is one of the best young coaches in the country. His performance in 2011-12 was as good as or better than anyone in our profession. He's an excellent basketball coach on the floor, has incredible demeanor on the sideline and has proven that he is a top-notch recruiter."

- Fran McCaffery, former Lehigh and current University of Iowa Head Coach

"I am very proud of the success Brett has enjoyed as the head men's basketball coach at Lehigh University. Brett is extremely intelligent, hard-working and passionate about the game of basketball and is a terrific role model for the young men in his program. I am excited for what Brett has been able to accomplish in his short time as the head coach at Lehigh and am confident that he will continue to be successful for many years to come."

- Billy Taylor, former Lehigh and Ball State Head Coach

"Brett Reed is respected by our student-athletes, he is an excellent teacher and communicator and has been an extremely productive recruiter. I admire his values, his work ethic, his energy and his devotion to our players, their education and their experience."

- Joe Sterrett, Lehigh Murray H. Goodman Dean of Athletics

STARTING LINEUPS

Date	Opp.	G	G	G	F	C
1/2	vs. Lafayette	Betlow	M. Wilson	Fenton	J. Wilson	Lynch
1/3	at Lafayette	Betlow	M. Wilson	Fenton	J. Wilson	Lynch
1/9	vs. Navy	Betlow	M. Wilson	Fenton	J. Wilson	Lynch
1/10	at Navy	Sinclair	M. Wilson	Fenton	J. Wilson	Lynch
1/16	at Bucknell	Betlow	M. Wilson	Fenton	Alamudun	Lynch
1/17	vs. Bucknell	Betlow	M. Wilson	Taylor	Alamudun	Lynch
1/23	at Holy Cross	Betlow	M. Wilson	Taylor	Li	Lynch
1/24	at Holy Cross	Betlow	M. Wilson	Taylor	Li	Lynch

TEAM GAME HIGHS

POINTS	90	LAFAYETTE (01/02/21)
	82	at Holy Cross (01/24/21)
	75	at Holy Cross (01/23/21)
	70	at Bucknell (01/16/21)
	70	at Lafayette (01/03/21)
FIELD GOALS MADE	35	LAFAYETTE (01/02/21)
	30	at Holy Cross (01/24/21)
FIELD GOAL ATTEMPTS	69	LAFAYETTE (01/02/21)
	64	at Bucknell (01/16/21)
FIELD GOAL PERCENTAGE	.563 (27-48)	NAVY (01/09/21)
	.536 (30-56)	at Holy Cross (01/24/21)
3 PT FIELD GOALS MADE	6	at Holy Cross (01/24/21)
	6	at Holy Cross (01/23/21)
3 PT FG ATTEMPTS	16	at Holy Cross (01/24/21)
	15	BUCKNELL (01/17/21)
3 PT FG PERCENTAGE	.500 (4-8)	LAFAYETTE (01/02/21)
	.429 (6-14)	at Holy Cross (01/23/21)
FREE THROWS MADE	16	at Holy Cross (01/24/21)
	16	LAFAYETTE (01/02/21)
FREE THROW ATTEMPTS	29	LAFAYETTE (01/02/21)
	22	at Holy Cross (01/24/21)
FREE THROW PERCENTAGE	.800 (12-15)	at Lafayette (01/03/21)
	.733 (11-15)	at Bucknell (01/16/21)
REBOUNDS	45	LAFAYETTE (01/02/21)
	40	at Holy Cross (01/24/21)
ASSISTS	19	NAVY (01/09/21)
	18	at Holy Cross (01/23/21)
STEALS	7	BUCKNELL (01/17/21)
	7	at Navy (01/10/21)
BLOCKED SHOTS	4	at Holy Cross (01/24/21)
	4	at Bucknell (01/16/21)
TURNOVERS	16	at Holy Cross (01/24/21)
	16	NAVY (01/09/21)
FOULS	25	NAVY (01/09/21)
	24	at Bucknell (01/16/21)

INDIVIDUAL GAME HIGHS

Points	28	Wilson, Marques vs Lafayette (01/02/21)
	26	Wilson, Marques at Bucknell (01/16/21)
	22	Lynch, Nic vs Lafayette (01/02/21)
	20	Wilson, Marques at Holy Cross (01/24/21)
	20	Lynch, Nic at Lafayette (01/03/21)
Field Goals Made	11	Wilson, Marques vs Lafayette (01/02/21)
	10	Wilson, Marques at Bucknell (01/16/21)
	10	Lynch, Nic at Lafayette (01/03/21)
Field Goal Att.	20	Wilson, Marques vs Lafayette (01/02/21)
	19	Wilson, Marques at Bucknell (01/16/21)
	19	Wilson, Marques at Navy (01/10/21)
FG Pct (min 5 made)	.857 (6-7)	Alamudun, Jakob vs Lafayette (01/02/21)
	.833 (5-6)	Wilson, Jeameril at Bucknell (01/16/21)
3-Point FG Made	3	Wilson, Marques vs Lafayette (01/02/21)
	2	Wilson, Marques at Holy Cross (01/23/21)
	2	Fenton, Reed at Holy Cross (01/23/21)
	2	Betlow, Jake vs Bucknell (01/17/21)
	2	Betlow, Jake at Lafayette (01/03/21)
3-Point FG Att.	5	Wilson, Marques vs Lafayette (01/02/21)
	4	Fenton, Reed at Holy Cross (01/23/21)
	4	Wilson, Marques at Holy Cross (01/23/21)
	4	Betlow, Jake vs Bucknell (01/17/21)
	4	Wilson, Marques at Navy (01/10/21)
	4	Betlow, Jake at Lafayette (01/03/21)
3-Pt FG Pct (min 2 made)	.600 (3-5)	Wilson, Marques vs Lafayette (01/02/21)
	.500 (2-4)	Wilson, Marques at Holy Cross (01/23/21)
	.500 (2-4)	Fenton, Reed at Holy Cross (01/23/21)
	.500 (2-4)	Betlow, Jake vs Bucknell (01/17/21)
	.500 (2-4)	Betlow, Jake at Lafayette (01/03/21)
Free Throws Made	8	Lynch, Nic vs Lafayette (01/02/21)
	6	Parolin, Dominic at Lafayette (01/03/21)
Free Throw Att.	10	Lynch, Nic vs Lafayette (01/02/21)
	8	Wilson, Jeameril at Holy Cross (01/24/21)
FT Pct (min 3 made)	1.000 (6-6)	Parolin, Dominic at Lafayette (01/03/21)
	1.000 (3-3)	Sinclair, Jalin vs Navy (01/09/21)
Rebounds	11	Taylor, Evan at Holy Cross (01/24/21)
	11	Alamudun, Jakob vs Lafayette (01/02/21)
Assists	9	Sinclair, Jalin at Holy Cross (01/24/21)
	5	Parolin, Dominic at Holy Cross (01/23/21)
	5	Sinclair, Jalin vs Navy (01/09/21)
	5	Fenton, Reed at Lafayette (01/03/21)
Steals	5	Wilson, Marques at Lafayette (01/03/21)
	3	Wilson, Marques at Navy (01/10/21)
Blocked Shots	3	Parolin, Dominic at Bucknell (01/16/21)
	3	Lynch, Nic vs Navy (01/09/21)
Turnovers	4	Wilson, Jeameril vs Navy (01/09/21)
	3	Wilson, Jeameril at Holy Cross (01/24/21)
	3	Sinclair, Jalin at Holy Cross (01/24/21)
	3	Taylor, Evan at Holy Cross (01/23/21)
	3	Wilson, Marques vs Bucknell (01/17/21)
	3	Wilson, Jeameril vs Bucknell (01/17/21)
	3	Alamudun, Jakob at Bucknell (01/16/21)
	3	Sinclair, Jalin at Navy (01/10/21)



0 JAKOB ALAMUDUN

So. • Forward • 6-6 • Arts and Sciences
Huntington Beach, Calif. • Marina

CAREER HIGHS

Category	Total	Latest
Points	19	vs. Cairn (11/12/19)
Rebounds	11	vs. Lafayette (1/2/21)
Assists	3	at Navy (1/2/20)
Minutes	32	vs. Lafayette (1/2/21)
Steals	2	at Navy (1/2/20)
Blocks	1	at Columbia (11/30/19)
Field Goals	6	vs. Lafayette (1/2/21)
FG Att.	9	vs. Cairn (11/12/19)
3-Point FG	3	vs. Cairn (11/12/19)
3-Point Att.	5	vs. Cairn (11/12/19)
Free Throws	4	vs. Lafayette (1/25/20)
FT Att.	5	vs. Lafayette (1/25/20)

2020-21 SEASON HIGHS

Category	Total	Latest
Points	13	vs. Lafayette (1/2/21)
Rebounds	11	vs. Lafayette (1/2/21)
Assists	2	vs. Lafayette (1/2/21)
Minutes	32	vs. Lafayette (1/2/21)
Steals	1	vs. Bucknell (1/17/21)
Blocks		
Field Goals	6	vs. Lafayette (1/2/21)
FG Att.	7	vs. Lafayette (1/2/21)
3-Point FG		
3-Point Att.		
Free Throws	1	vs. Lafayette (1/2/21)
Free Throws	3	vs. Lafayette (1/2/21)

MISC. CAREER STATS

Category	Total	Latest
Double-Figure Pts.	2	vs. Lafayette (1/2/21)
20+ Point Games		
5+ assists		
10+ rebounds		
Double-Doubles	2	vs. Lafayette (1/2/21)

MISC. SEASON STATS

Category	Total	Latest
Double-Figure Pts.	1	vs. Lafayette (1/2/21)
20+ Point Games		
5+ assists		
10+ rebounds		
Double-Doubles	1	vs. Lafayette (1/2/21)

2020-21 SEASON HIGHLIGHTS

BEFORE LEHIGH

Was a four-time first team All-League honoree as a standout at Marina High School in California ... Also named 2019 league MVP ... As a junior, averaged 21.4 points, 8.6 rebounds and 2.5 assists per game, making 87.4 percent of his free throws ... Finished fourth in Orange County in both scoring and rebounding ... Named to the 2018 and 2019 All-CIF teams, making the state playoffs each year as well ... Garnered first team Los Angeles Times Daily Pilot Boys Dream Team recognition ... Named Daily Pilot Orange County Player of the Year ... In 2018 and 2019, garnered third team All-Orange County recognition ... Named to the 2017-18 Prep Hoops SoCal Most Improved List ... Had multiple 15+ rebound performances, including a 30-point, 25-rebound effort in the Jim Harris Memorial Tournament of Champions ... One of Orange County's most productive players, helping Marina to its first season above .500 since 2009-10 ... Won the CIF Character Award and received All-Academic honors all four years ... In addition, won the Adidas Summer Championship (Silver Division) with his AAU team, the Cali Rebels.



2020-21 GAME-BY-GAME STATS

				Total		3-Pointers		Free throws		Rebounds										
Opponent	Date	gs	min	fg-fga	pct	3fg-fga	pct	ft-fga	pct	off	def	tot	avg	pf	a	t/o	blk	stl	pts	avg
LAFAYETTE	01/02/21		32	6-7	.857	0-0	.000	1-3	.333	1	10	11	11.0	2	2	3	0	1	13	13.0
at Lafayette	01/03/21		19	0-3	.000	0-0	.000	0-2	.000	3	3	6	8.5	1	1	1	0	1	0	6.5
NAVY	01/09/21		11	2-3	.667	0-0	.000	0-0	.000	0	1	1	6.0	2	1	1	0	0	4	5.7
at Navy	01/10/21		22	0-1	.000	0-0	.000	0-1	.000	0	0	0	4.5	3	1	0	0	0	0	4.3
at Bucknell	01/16/21	*	18	0-1	.000	0-0	.000	0-0	.000	1	3	4	4.4	3	0	3	0	1	0	3.4
BUCKNELL	01/17/21	*	10	0-1	.000	0-0	.000	0-0	.000	0	1	1	3.8	1	1	1	0	1	0	2.8
at Holy Cross	01/23/21		1	1-1	1.000	0-0	.000	0-0	.000	0	0	0	3.3	0	0	0	0	0	2	2.7
Totals		2	113	9-17	.529	0-0	.000	1-6	.167	5	18	23	3.3	12	6	9	0	4	19	2.7

Games played: 7
Minutes/game: 16.1
Points/game: 2.7
FG Pct: 52.9
FT Pct: 16.7

Rebounds/game: 3.3
Assists/game: 0.9
Turnovers/game: 1.3
Assist/turnover ratio: 0.7
Steals/game: 0.6

Career Stats

Season	gp-gs	min/avg	Total fg-fga	pct	3-Point fg-fga	pct	F-Throws ft-fga	pct	Rebounds off	def	tot	avg	pf	fo	ast	to	blk	stl	pts	avg
2019-20	26-2	361/13.9	34-106	.321	6-27	.222	29-33	.879	10	52	62	2.4	40	0	13	31	3	9	103	4.0
2020-21	7-2	113/16.1	9-17	.529	0-0	.000	1-6	.167	5	18	23	3.3	12	0	6	9	0	4	19	2.7
TOTAL	33-4	474/14.4	43-123	.350	6-27	.222	30-39	.769	15	70	85	2.6	52	0	19	40	3	13	122	3.7



1 JEAMERIL WILSON

Jr. • Forward • 6-7 • Finance
Chicago, Ill. • Woodstock Academy

CAREER HIGHS

Category	Total	Latest
Points	20	at Army (2/15/20)
Rebounds	15	at Lafayette (2/8/20)
Assists	4	vs. Bucknell (1/17/21)
Minutes	38	vs. Boston U. (2/26/20)
Steals	3	vs. Loyola (3/3/20)
Blocks	3	at American (1/27/20)
Field Goals	8	at Army (2/15/20)
FG Att.	14	at Holy Cross (1/23/21)
3-Point FG	3	at Army (2/15/20)
3-Point Att.	6	at Army (2/15/20)
Free Throws	6	vs. Army (3/7/19)
FT Att.	8	at Holy Cross (1/24/21)

2020-21 SEASON HIGHS

Category	Total	Latest
Points	15	at Holy Cross (1/24/21)
Rebounds	7	vs. Lafayette (1/2/21)
Assists	4	vs. Bucknell (1/17/21)
Minutes	29	at Bucknell (1/16/21)
Steals	1	vs. Bucknell (1/17/21)
Blocks		
Field Goals	6	at Holy Cross (1/23/21)
FG Att.	14	at Holy Cross (1/23/21)
3-Point FG	1	at Holy Cross (1/24/21)
3-Point Att.	3	at Holy Cross (1/23/21)
Free Throws	5	at Holy Cross (1/24/21)
FT Att.	8	at Holy Cross (1/24/21)

MISC. CAREER STATS

Category	Total	Latest
Double-Figure Pts.	29	at Holy Cross (1/24/21)
20+ Point Games	1	at Army (2/15/20)
5+ assists		
10+ rebounds	2	vs. Boston U. (2/26/20)
Double-Doubles	2	vs. Boston U. (2/26/20)

MISC. SEASON STATS

Category	Total	Latest
Double-Figure Pts.	3	at Holy Cross (1/24/21)
20+ Point Games		
5+ assists		
10+ rebounds		
Double-Doubles		

2020-21 SEASON HIGHLIGHTS

BEFORE LEHIGH

Hybrid forward, who graduated from Notre Dame College Prep in Chicago in 2017, playing for Coach Tom Les ... After graduation from Notre Dame, attended Woodstock Academy in Connecticut and play for Coach Tony Bergeron ... Woodstock plays a national schedule against some of the top prep schools in the country ... Named All-Tournament in every holiday tournament senior year ... Team's Defensive Player of the Year ... Illinois State Playoffs Elite 8 ... Invited to several Chicago/Chicagoland All-Star games ... Winningest player in Notre Dame College Prep history (101 wins) ... Featured in Chicago Tribune as Athlete of the Month nominee ... Led Notre Dame to a 26-6 record and a top-20 finish in the state ... In March of 2017, scored a game-high 18 points, 13 in the second half to help Notre Dame past Niles North in the regional final ... Named team captain, first team All-Conference honoree and the team's Co-Most Valuable Player, averaging 14.3 points and 7.3 rebounds along with three assists and one steal ... Among many accolades was an Illinois High School Association Scholastic Achievement Award, Notre Dame College Prep's Faith, Scholarship and Service Award and an Ambassador of the Year Award ... Also played AAU on the prestigious Under Armour circuit for the Wisconsin Playground Warriors and Coach Mike Weinstein.



2020-21 GAME-BY-GAME STATS

				Total		3-Pointers		Free throws		Rebounds											
Opponent	Date	gs	min	fg-fga	pct	3fg-fga	pct	ft-fa	pct	off	def	tot	avg	pf	a	t/o	blk	stl	pts	avg	
LAFAYETTE	01/02/21	*	28	3-5	.600	0-0	.000	1-2	.500	1	6	7	7.0	1	4	1	0	0	7	7.0	
at Lafayette	01/03/21	*	27	3-6	.500	1-3	.333	0-0	.000	0	2	2	4.5	2	1	2	0	0	7	7.0	
NAVY	01/09/21	*	27	3-3	1.000	1-1	1.000	0-2	.000	2	4	6	5.0	2	2	4	0	1	7	7.0	
at Navy	01/10/21	*	18	1-2	.500	1-1	1.000	0-0	.000	0	0	0	3.8	3	0	2	0	0	3	6.0	
at Bucknell	01/16/21		29	5-6	.833	0-0	.000	1-2	.500	0	4	4	3.8	1	4	1	0	1	11	7.0	
BUCKNELL	01/17/21		23	0-5	.000	0-2	.000	0-0	.000	0	4	4	3.8	3	4	3	0	1	0	5.8	
at Holy Cross	01/23/21		25	6-14	.429	1-3	.333	2-4	.500	1	3	4	3.9	3	3	0	0	0	15	7.1	
at Holy Cross	01/24/21		27	4-7	.571	1-1	1.000	5-8	.625	2	3	5	4.0	1	0	3	0	0	14	8.0	
Totals		4	204	25-48	.521	5-11	.455	9-18	.500	6	26	32	4.0	16	18	16	0	3	64	8.0	

Games played: 8
Minutes/game: 25.5
Points/game: 8.0
FG Pct: 52.1
3FG Pct: 45.5
FT Pct: 50.0

Rebounds/game: 4.0
Assists/game: 2.3
Turnovers/game: 2.0
Assist/turnover ratio: 1.1
Steals/game: 0.4

Career Stats

			Total		3-Point		F-Throws		Rebounds											Scoring	
Season	gp-gs	min/avg	fg-fga	pct	fg-fga	pct	ft-fa	pct	off	def	tot	avg	pf	fo	ast	to	blk	stl	pts	avg	
2018-19	31-3	510/16.5	52-94	.553	9-18	.500	36-45	.800	21	61	82	2.6	63	0	23	36	11	12	149	4.8	
2019-20	32-29	925/28.9	128-245	.522	31-81	.383	51-68	.750	38	133	171	5.3	72	1	41	72	22	25	338	10.6	
2020-21	8-4	204/25.5	25-48	.521	5-11	.455	9-18	.500	6	26	32	4.0	16	0	18	16	0	3	64	8.0	
TOTAL	71-36	1639/23.1	205-387	.530	45-110	.409	96-131	.733	65	220	285	4.0	151	1	82	124	33	40	551	7.8	



2 JAKE BETLOW

So. • Guard • 6-2 • Business
Mendham, N.J. • St. Benedict's

CAREER HIGHS

Category	Total	Latest
Points	11	at Navy (1/2/20)
Rebounds	3	at Bucknell (1/16/21)
Assists	3	vs. Navy (1/9/21)
Minutes	28	vs. Bucknell (1/17/21)
Steals	2	vs. Lafayette (1/25/20)
Blocks		
Field Goals	4	at Navy (1/2/20)
FG Att.	8	vs. Lafayette (1/25/20)
3-Point FG	3	at Navy (1/2/20)
3-Point Att.	6	vs. Lafayette (1/25/20)
Free Throws	2	at Lafayette (1/3/21)
FT Att.	2	at Lafayette (1/3/21)

2020-21 SEASON HIGHS

Category	Total	Latest
Points	8	vs. Bucknell (1/17/21)
Rebounds	3	at Bucknell (1/16/21)
Assists	3	vs. Navy (1/9/21)
Minutes	28	vs. Bucknell (1/17/21)
Steals	1	at Holy Cross (1/24/21)
Blocks		
Field Goals	3	vs. Bucknell (1/17/21)
FG Att.	7	vs. Bucknell (1/17/21)
3-Point FG	2	vs. Bucknell (1/17/21)
3-Point Att.	4	vs. Bucknell (1/17/21)
Free Throws	2	at Lafayette (1/3/21)
FT Att.	2	at Lafayette (1/3/21)

MISC. CAREER STATS

Category	Total	Latest
Double-Figure Pts.	1	at Navy (1/2/20)
20+ Point Games		
5+ assists		
10+ rebounds		
Double-Doubles		

MISC. SEASON STATS

Category	Total	Latest
Double-Figure Pts.		
20+ Point Games		
5+ assists		
10+ rebounds		
Double-Doubles		

2020-21 SEASON HIGHLIGHTS

BEFORE LEHIGH

Standout throughout high school career, most recently playing at St. Benedict's in New Jersey and helping his team to an unprecedented 12th State Prep A championship title in 2017-18 ... St. Benedict's was ranked as high as No. 3 in the nation during the season, while being named the No. 1 Independent/Prep Team in the state ... Finished the season earning All-Prep honors ... As a senior, served as team captain and ranked among the top 10 seniors in New Jersey ... In freshman and sophomore years, was part of two teams that combined for a 47-9 record ... During that stretch, won the Somerset County Tournament and advanced to the South Jersey, Non-Public B final ... Led Gil St. Bernard with 81 three-pointers and was second on the team with a 12.2 points per game average as a freshman ... Named MVP of the Somerset County Championship and garnered first team All-County Tournament Team recognition, first team All-State freshman honors (by NJ Hoops/Rivals.com), first team All-Conference and honorable mention All-New Jersey (one of only two freshmen named in New Jersey) ... Named second team All-Area by Courier News and NJ Freshman of the Year by The Star Ledger ... As a sophomore, went on to lead Montverde to a 22-4 record, which included finishing as runners-up in the Dicks National High School Basketball Championship.



2020-21 GAME-BY-GAME STATS

				Total		3-Pointers		Free throws		Rebounds											
Opponent	Date	gs	min	fg-fga	pct	3fg-fga	pct	ft-fga	pct	off	def	tot	avg	pf	a	t/o	blk	stl	pts	avg	
LAFAYETTE	01/02/21	*	14	0-3	.000	0-0	.000	0-0	.000	0	0	0	0.0	2	1	1	0	0	0	0.0	
at Lafayette	01/03/21	*	19	2-4	.500	2-4	.500	2-2	1.000	0	1	1	0.5	1	2	1	0	0	8	4.0	
NAVY	01/09/21	*	14	0-1	.000	0-1	.000	0-0	.000	0	0	0	0.3	1	3	1	0	0	0	2.7	
at Navy	01/10/21		12	2-2	1.000	1-1	1.000	0-0	.000	0	1	1	0.5	0	0	1	0	1	5	3.3	
at Bucknell	01/16/21	*	22	2-5	.400	1-3	.333	0-0	.000	0	3	3	1.0	4	2	1	0	0	5	3.6	
BUCKNELL	01/17/21	*	28	3-7	.429	2-4	.500	0-0	.000	0	1	1	1.0	2	2	1	0	0	8	4.3	
at Holy Cross	01/23/21	*	15	0-2	.000	0-1	.000	0-0	.000	0	0	0	0.9	0	2	2	0	0	0	3.7	
at Holy Cross	01/24/21	*	19	1-5	.200	1-3	.333	0-0	.000	0	2	2	1.0	0	0	2	0	1	3	3.6	
Totals		7	143	10-29	.345	7-17	.412	2-2	1.000	0	8	8	1.0	10	12	10	0	2	29	3.6	

Games played: 8
Minutes/game: 17.9
Points/game: 3.6
FG Pct: 34.5
3FG Pct: 41.2
FT Pct: 100.0

Rebounds/game: 1.0
Assists/game: 1.5
Turnovers/game: 1.3
Assist/turnover ratio: 1.2
Steals/game: 0.3

Career Stats

Season	gp-gs	min/avg	fg-fga	pct	3fg-fga	pct	ft-fga	pct	off	def	tot	avg	pf	fo	ast	to	blk	stl	pts	avg
2019-20	25-1	269/10.8	21-64	.328	12-46	.261	3-5	.600	2	11	13	0.5	30	1	19	14	0	9	57	2.3
2020-21	8-7	143/17.9	10-29	.345	7-17	.412	2-2	1.000	0	8	8	1.0	10	0	12	10	0	2	29	3.6
TOTAL	33-8	412/12.5	31-93	.333	19-63	.302	5-7	.714	2	19	21	0.6	40	1	31	24	0	11	86	2.6



4 ANDREI ARION

So. • Guard • 6-3 • Bioengineering
Bucharest, Romania
American International School of Bucharest

CAREER HIGHS

Category	Total	Latest
Points	3	vs. Cairn (11/12/19)
Rebounds	10	vs. Cairn (11/12/19)
Assists	3	at Virginia Tech (11/16/19)
Minutes	18	vs. Cairn (11/12/19)
Steals		
Blocks		
Field Goals	1	vs. Cairn (11/12/19)
FG Att.	3	at Saint Francis (Pa.) (12/4/19)
3-Point FG		
3-Point Att.	2	at Saint Francis (Pa.) (12/4/19)
Free Throws	1	vs. Cairn (11/12/19)
FT Att.	2	vs. Colgate (2/5/20)

2020-21 SEASON HIGHS

Category	Total	Latest
Points		
Rebounds		
Assists		
Minutes	1	vs. Bucknell (1/17/21)
Steals		
Blocks		
Field Goals		
FG Att.		
3-Point FG		
3-Point Att.		
Free Throws		
FT Att.		

MISC. CAREER STATS

Category	Total	Latest
Double-Figure Pts.		
20+ Point Games		
5+ assists		
10+ rebounds	1	vs. Cairn (11/12/19)
Double-Doubles		

MISC. SEASON STATS

Category	Total	Latest
Double-Figure Pts.		
20+ Point Games		
5+ assists		
10+ rebounds		
Double-Doubles		

2020-21 SEASON HIGHLIGHTS

BEFORE LEHIGH

Started playing basketball at Dan Dacian Bucharest ... Captain of the Under-16 Romanian National Team in the FIBA European Championship, averaging 11 points, 4.5 assists and 7.0 rebounds ... Member of the U18 Romanian Team ... Led Steaua Bucharest to an U18 Championship in the Romanian League ... Played for the senior team of Rapid Bucharest ... Averaged 12.2 points, 4.2 assists and 7.0 rebounds ... Four-year varsity player for the American International School of Bucharest ... Won three CEESA Championship and four All-Star Team selections ... Obtained a bilingual International Baccalaureate Diploma ... Organized basketball camps and workouts for high school students, and wrote a basketball psychology guide to help them improve.



2020-21 GAME-BY-GAME STATS

Opponent	Date	gs	min	Total		3-Pointers		Free throws		Rebounds				pf	a	t/o	blk	stl	pts	avg
at Lafayette	01/03/21	0	0-0	.000	0-0	.000	0-0	.000	0-0	.000	0	0	0	0.0	0	0	0	0	0	0.0
BUCKNELL	01/17/21	1	0-1	.000	0-0	.000	0-0	.000	0-0	.000	0	0	0	0.0	0	0	0	0	0	0.0
Totals		0	1	0-1	.000	0-0	.000	0-0	.000	0	0	0	0.0	0	0	0	0	0	0	0.0

Games played: 2
Minutes/game: 0.5
FG Pct: 0.0

Career Stats

			Total		3-Point		F-Throws		Rebounds											Scoring	
Season	gp-gs	min/avg	fg-fga	pct	fg-fga	pct	ft-fa	pct	off	def	tot	avg	pf	fo	ast	to	blk	stl	pts	avg	
2019-20	18-0	111/6.2	1-9	.111	0-3	.000	1-8	.125	2	25	27	1.5	8	0	15	15	0	0	3	0.2	
2020-21	2-0	1/0.5	0-1	.000	0-0	.000	0-0	.000	0	0	0	0.0	0	0	0	0	0	0	0	0.0	
TOTAL	20-0	112/5.6	1-10	.100	0-3	.000	1-8	.125	2	25	27	1.4	8	0	15	15	0	0	3	0.2	



5 EVAN TAYLOR

So. • Guard • 6-6 • Arts and Sciences
Glen Ellyn, N.J. • Glenbard West

CAREER HIGHS

Category	Total	Latest
Points	17	at Holy Cross (1/22/20)
Rebounds	11	at Holy Cross (1/24/21)
Assists	4	vs. Loyola (1/5/20)
Minutes	35	at Holy Cross (1/22/20)
Steals	3	vs. Loyola (3/3/20)
Blocks	2	at Holy Cross (1/22/20)
Field Goals	7	at Holy Cross (1/22/20)
FG Att.	12	at Holy Cross (1/22/20)
3-Point FG	2	at Holy Cross (1/22/20)
3-Point Att.	4	vs. Boston U. (2/26/20)
Free Throws	6	vs. American (1/11/20)
FT Att.	7	at Auburn (12/21/19)

2020-21 SEASON HIGHS

Category	Total	Latest
Points	16	at Holy Cross (1/24/21)
Rebounds	11	at Holy Cross (1/24/21)
Assists	3	at Holy Cross (1/23/21)
Minutes	32	at Holy Cross (1/23/21)
Steals	1	at Holy Cross (1/23/21)
Blocks	1	at Holy Cross (1/24/21)
Field Goals	6	at Holy Cross (1/24/21)
FG Att.	10	at Holy Cross (1/23/21)
3-Point FG	1	at Holy Cross (1/24/21)
3-Point Att.	3	at Holy Cross (1/24/21)
Free Throws	3	at Holy Cross (1/24/21)
FT Att.	4	at Holy Cross (1/24/21)

MISC. CAREER STATS

Category	Total	Latest
Double-Figure Pts.	12	at Holy Cross (1/24/21)
20+ Point Games		
5+ assists		
10+ rebounds	2	at Holy Cross (1/24/21)
Double-Doubles	2	at Holy Cross (1/24/21)

MISC. SEASON STATS

Category	Total	Latest
Double-Figure Pts.	3	at Holy Cross (1/24/21)
20+ Point Games		
5+ assists		
10+ rebounds	2	at Holy Cross (1/24/21)
Double-Doubles	2	at Holy Cross (1/24/21)

2020-21 SEASON HIGHLIGHTS

BEFORE LEHIGH

Standout at Glenbard West High School near Chicago ... Named Suburban Life Player of the Year in 2018-2019 ... Averaged 21.7 points, 3.8 assists and 10.1 rebounds senior year ... As a junior, averaged 18 points, 3.6 assists and 7.1 rebounds ... Finished career with 1,479 points and 671 rebounds, respectively ... Graduated as the program's all-time leader for rebounds ... Had back-to-back 30-point games versus Hinsdale Central and Oak Park River Forest ... Named All-Area Chicago in 2017-18 and 2018-19 ... Illinois Coaches Basketball Association second team All-State honoree as a junior and senior ... Garnered Glenbard West Male Athlete of the Year honors as a senior ... Posted a 4.6 cumulative GPA, was named to the honor roll all four years and recorded Academic All-Conference recognition ... Received the Glenbard Academic Achievement Award in 2017 ... Played on the Adidas Circuit with the Illinois Heat under prestigious coach Terry Head ... All-Tournament honors in every holiday tournament junior and senior years ... Selected as a Chicago Tribune Athlete of the Month nominee in February 2019 ... In March of 2019, scored 25 points and 10 rebounds to lead the Hilltoppers past Naperville North in the regional semifinal.



2020-21 GAME-BY-GAME STATS

Opponent	Date	gs	min	fg-fga	pct	3fg-fga	pct	ft-fa	pct	off	def	tot	avg	pf	a	t/o	blk	stl	pts	avg
LAFAYETTE	01/02/21	26	2-7	.286	0-1	.000	0-0	.000	0	7	7	7.0	5	3	0	0	0	0	4	4.0
at Lafayette	01/03/21	20	2-6	.333	1-2	.500	0-0	.000	1	6	7	7.0	3	2	1	0	0	0	5	4.5
NAVY	01/09/21	11	2-3	.667	0-1	.000	0-1	.000	1	0	1	5.0	4	0	1	0	0	0	4	4.3
at Navy	01/10/21	10	0-2	.000	0-2	.000	0-0	.000	0	0	0	3.8	1	2	0	0	0	0	3.3	
at Bucknell	01/16/21	27	4-9	.444	1-1	1.000	0-0	.000	1	5	6	4.2	3	0	2	0	0	0	9	4.4
BUCKNELL	01/17/21	* 29	6-8	.750	1-1	1.000	2-3	.667	1	4	5	4.3	2	1	2	1	1	15	6.2	
at Holy Cross	01/23/21	* 32	6-10	.600	1-1	1.000	1-2	.500	2	8	10	5.1	3	3	3	0	1	14	7.3	
at Holy Cross	01/24/21	* 31	6-9	.667	1-3	.333	3-4	.750	0	11	11	5.9	0	0	1	1	0	16	8.4	
Totals		3	186	28-54	.519	5-12	.417	6-10	.600	6	41	47	5.9	21	11	10	2	2	67	8.4

Games played: 8
Minutes/game: 23.3
Points/game: 8.4
FG Pct: 51.9
3FG Pct: 41.7
FT Pct: 60.0

Rebounds/game: 5.9
Assists/game: 1.4
Turnovers/game: 1.3
Assist/turnover ratio: 1.1
Steals/game: 0.3
Blocks/game: 0.3

Career Stats

			Total		3-Point		F-Throws		Rebounds										Scoring	
Season	gp-gs	min/avg	fg-fga	pct	fg-fga	pct	ft-fa	pct	off	def	tot	avg	pf	fo	ast	to	blk	stl	pts	avg
2019-20	28-17	680/24.3	76-181	.420	21-58	.362	41-51	.804	17	82	99	3.5	64	2	22	36	8	14	214	7.6
2020-21	8-3	186/23.3	28-54	.519	5-12	.417	6-10	.600	6	41	47	5.9	21	1	11	10	2	2	67	8.4
TOTAL	36-20	866/24.1	104-235	.443	26-70	.371	47-61	.770	23	123	146	4.1	85	3	33	46	10	16	281	7.8

Fr. · Guard · 5-10 · Arts and Sciences
Manhattan, N.Y. · Suffield Academy

Category	Total	Latest
Points	14	vs Navy (1/9/21)
Rebounds	3	at Holy Cross (1/24/21)
Assists	9	at Holy Cross (1/24/21)
Minutes	27	vs. Navy (1/9/21)
Steals	2	at Navy (1/10/21)
Blocks		
Field Goals	5	vs. Navy (1/9/21)
FG Att.	7	vs. Navy (1/9/21)
3-Point FG	1	at Holy Cross (1/24/21)
3-Point Att.	2	at Holy Cross (1/24/21)
Free Throws	3	vs. Navy (1/9/21)
FT Att.	3	vs. Navy (1/9/21)

Category	Total	Latest
Points	14	vs Navy (1/9/21)
Rebounds	3	at Holy Cross (1/24/21)
Assists	9	at Holy Cross (1/24/21)
Minutes	27	vs. Navy (1/9/21)
Steals	2	at Navy (1/10/21)
Blocks		
Field Goals	5	vs. Navy (1/9/21)
FG Att.	7	vs. Navy (1/9/21)
3-Point FG	1	at Holy Cross (1/24/21)
3-Point Att.	2	at Holy Cross (1/24/21)
Free Throws	3	vs. Navy (1/9/21)
FT Att	3	vs. Navy (1/9/21)

Category	Total	Latest
Double-Figure Pts.	1	vs. Navy (1/9/21)
20+ Point Games		
5+ assists	2	at Holy Cross (1/24/21)
10+ rebounds		
Double-Doubles		

Category	Total	Latest
Double-Figure Pts.	1	vs. Navy (1/9/21)
20+ Point Games		
5+ assists	2	at Holy Cross (1/24/21)
10+ rebounds		
Double-Doubles		

				Total		3-Pointers		Free throws		Rebounds											
Opponent	Date	gs	min	fg-fga	pct	3fg-fga	pct	ft-fa	pct	off	def	tot	avg	pf	a	t/o	blk	stl	pts	avg	
LAFAYETTE	01/02/21		10	1-2	.500	0-1	.000	0-3	.000	0	0	0	0.0	3	1	1	0	1	2	2.0	
at Lafayette	01/03/21		13	1-4	.250	0-1	.000	2-2	1.000	0	0	0	0.0	1	1	1	0	0	4	3.0	
NAVY	01/09/21		27	5-7	.714	1-2	.500	3-3	1.000	0	1	1	0.3	5	5	3	0	0	14	6.7	
at Navy	01/10/21	*	25	2-7	.286	0-1	.000	0-0	.000	1	2	3	1.0	2	2	3	0	2	4	6.0	
at Bucknell	01/16/21		3	0-2	.000	0-2	.000	0-0	.000	0	0	0	0.8	2	0	0	0	0	0	4.8	
BUCKNELL	01/17/21		3	1-2	.500	1-2	.500	0-0	.000	0	0	0	0.7	1	0	1	0	0	3	4.5	
at Holy Cross	01/23/21		24	2-3	.667	0-0	.000	1-2	.500	0	2	2	0.9	0	1	1	0	1	5	4.6	
at Holy Cross	01/24/21		21	1-2	.500	1-2	.500	2-2	1.000	1	2	3	1.1	1	9	3	0	0	1	5	4.6
Totals		1	126	13-29	.448	3-11	.273	8-12	.667	2	7	9	1.1	15	19	13	0	4	37	4.6	

Rebounds/game: 1.1
Assists/game: 2.4
Turnovers/game: 1.6
Assist/turnover ratio: 1.5
Steals/game: 0.5

			Total		3-Point		F-Throws		Rebounds										Scoring	
Season	gp-gs	min/avg	fg-fga	pct	fg-fga	pct	ft-fta	pct	off	def	tot	avg	pf	fo	ast	to	blk	stl	pts	avg
2020-21	8-1	126/15.8	13-29	.448	3-11	.273	8-12	.667	2	7	9	1.1	15	1	19	13	0	4	37	4.6
TOTAL	8-1	126/15.8	13-29	.448	3-11	.273	8-12	.667	2	7	9	1.1	15	1	19	13	0	4	37	4.6



11 MARQUES WILSON

Sr. • Guard • 6-4 • Marketing
Edmond, Okla. • Edmond North

CAREER HIGHS

Category	Total	Latest
Points	28	vs. Lafayette (1/2/21)
Rebounds	10	vs. Bucknell (2/23/20)
Assists	9	vs. Holy Cross (2/12/20)
Minutes	38	vs. Lafayette (1/2/21)
Steals	5	at Lafayette (1/3/21)
Blocks	2	vs. Loyola (1/24/18)
Field Goals	11	vs. Lafayette (1/2/21)
FG Att.	20	vs. Lafayette (1/2/21)
3-Point FG	4	at Army West Point (1/20/18)
3-Point Att.	7	vs. Loyola (1/5/20)
Free Throws	7	at Lafayette (2/8/20)
FT Att.	10	at Lafayette (2/8/20)

2020-21 SEASON HIGHS

Category	Total	Latest
Points	28	vs. Lafayette (1/2/21)
Rebounds	5	at Holy Cross (1/24/21)
Assists	4	at Holy Cross (1/24/21)
Minutes	38	vs. Lafayette (1/2/21)
Steals	5	at Lafayette (1/3/21)
Blocks	1	vs. Lafayette (1/2/21)
Field Goals	11	vs. Lafayette (1/2/21)
FG Att.	20	vs. Lafayette (1/2/21)
3-Point FG	3	vs. Lafayette (1/2/21)
3-Point Att.	5	vs. Lafayette (1/2/21)
Free Throws	5	at Bucknell (1/16/21)
FT Att.	7	at Bucknell (1/16/21)

MISC. CAREER STATS

Category	Total	Latest
Double-Figure Pts.	25	at Holy Cross (1/24/21)
20+ Point Games	6	at Holy Cross (1/24/21)
5+ assists	7	at Loyola (2/29/20)
10+ rebounds	1	vs. Bucknell (2/23/20)
Double-Doubles		

MISC. SEASON STATS

Category	Total	Latest
Double-Figure Pts.	6	at Holy Cross (1/24/21)
20+ Point Games	3	at Holy Cross (1/24/21)
5+ assists		
10+ rebounds		
Double-Doubles		

2020-21 SEASON HIGHLIGHTS

BEFORE LEHIGH

Three-star, top 50 shooting guard recruit by ESPN ... According to Prep Hoops Oklahoma, was the No. 5 ranked player in Oklahoma ... Standout at Edmond North High School, garnering numerous awards ... In 2017, was named Oklahoma All-State and All-Metro ... Was also an Oklahoma 6A State Champion, State Tournament MVP and All-Conference Offensive Player of the Year ... Led Edmond North to 27-1 record in 2015-16, advancing to the third round of the state playoffs ... Honorable mention All-State selection in 2015-16, averaging 16 points per game ... Played on two AAU teams, including Team Griffin - averaging 11.8 points and five rebounds per game while shooting 37 percent from three-point range ... Also played for the Omaha Elite which was very competitive in July's NY2LA events ... Father was a standout college basketball player, who also played professionally overseas.



2020-21 GAME-BY-GAME STATS

				Total		3-Pointers		Free throws		Rebounds											
Opponent	Date	gs	min	fg-fga	pct	3fg-fga	pct	ft-fga	pct	off	def	tot	avg	pf	a	t/o	blk	stl	pts	avg	
LAFAYETTE	01/02/21	*	38	11-20	.550	3-5	.600	3-6	.500	0	1	1	1.0	2	0	3	1	0	28	28.0	
at Lafayette	01/03/21	*	35	8-13	.615	0-0	.000	2-2	1.000	0	1	1	1.0	3	2	3	0	5	18	23.0	
NAVY	01/09/21	*	31	3-9	.333	1-3	.333	0-0	.000	0	4	4	2.0	5	2	0	0	0	7	17.7	
at Navy	01/10/21	*	36	8-19	.421	1-4	.250	2-3	.667	1	3	4	2.5	2	3	1	0	3	19	18.0	
at Bucknell	01/16/21	*	35	10-19	.526	1-3	.333	5-7	.714	2	3	5	3.0	5	1	2	0	1	26	19.6	
BUCKNELL	01/17/21	*	29	4-12	.333	0-3	.000	3-5	.600	2	2	4	3.2	2	3	3	0	2	11	18.2	
at Holy Cross	01/23/21	*	19	2-4	.500	2-4	.500	3-6	.500	0	0	0	2.7	2	1	2	0	2	9	16.9	
at Holy Cross	01/24/21	*	34	8-15	.533	0-3	.000	4-6	.667	1	4	5	3.0	3	4	2	0	1	20	17.3	
Totals		8	257	54-111	.486	8-25	.320	22-35	.629	6	18	24	3.0	24	16	16	1	14	138	17.3	

Games played: 8
Minutes/game: 32.1
Points/game: 17.3
FG Pct: 48.6
3FG Pct: 32.0
FT Pct: 62.9

Rebounds/game: 3.0
Assists/game: 2.0
Turnovers/game: 2.0
Assist/turnover ratio: 1.0
Steals/game: 1.8
Blocks/game: 0.1

Career Stats

Season	gp-gs	min/avg	fg-fga	pct	3-Point fg-fga	pct	F-Throws ft-fga	pct	Rebounds off	def	tot	avg	pf	fo	ast	to	blk	stl	pts	avg
2017-18	29-10	491/16.9	55-118	.466	26-60	.433	20-23	.870	17	57	74	2.6	39	0	35	27	4	23	156	5.4
2018-19	12-1	218/18.2	19-45	.422	9-24	.375	2-4	.500	3	23	26	2.2	18	0	14	11	0	9	49	4.1
2019-20	32-16	906/28.3	100-266	.376	36-102	.353	56-78	.718	17	111	128	4.0	87	1	90	71	1	25	292	9.1
2020-21	8-8	257/32.1	54-111	.486	8-25	.320	22-35	.629	6	18	24	3.0	24	2	16	16	1	14	138	17.3
TOTAL	81-35	1872/23.1	228-540	.422	79-211	.374	100-140	.714	43	209	252	3.1	168	3	155	125	6	71	635	7.8



13 LUKE TRAINA

Fr. · Guard · 6-5 · Business
Doylestown, Pa. · Germantown Academy

CAREER HIGHS

Category	Total	Latest
Points		
Rebounds		
Assists		
Minutes		
Steals		
Blocks		
Field Goals		
FG Att.		
3-Point FG		
3-Point Att.		
Free Throws		
FT Att.		

2020-21 SEASON HIGHS

Category	Total	Latest
Points		
Rebounds		
Assists		
Minutes		
Steals		
Blocks		
Field Goals		
FG Att.		
3-Point FG		
3-Point Att.		
Free Throws		
FT Att.		

MISC. CAREER STATS

Category	Total	Latest
Double-Figure Pts.		
20+ Point Games		
5+ assists		
10+ rebounds		
Double-Doubles		

MISC. SEASON STATS

Category	Total	Latest
Double-Figure Pts.		
20+ Point Games		
5+ assists		
10+ rebounds		
Double-Doubles		

2020-21 SEASON HIGHLIGHTS

BEFORE LEHIGH

Four-year varsity player, three-year starter and two-year captain at Germantown Academy ... Led team in rebounding both junior and senior years (averaging 8.5) ... Averaged 14.8 points per game as a senior, 12.4 as a junior, 10.5 as a sophomore and 8.0 as a freshman ... Was a two-time MVP recipient at the annual State College Holiday Tournament (2018 and 2019) ... Averaged 11 points and six rebounds per game on the UAA circuit as a junior ... Played AAU basketball with DC Premier UAA and CT Elite ... Ranked as a "Top Ten Wing" in PA by Rivals Sports ... Along with basketball, was the quarterback of the football team as a freshman before getting injured and ultimately stopped playing football ...

In the classroom, finished with honors ... Was a chair of both a local Christian faith club and a Black students club ... Also founded an entrepreneurship club alongside a friend ... Served as chair of community-based volunteer service that aims to help under-privileged youth with pressing problems of police brutality, mass incarceration, drug abuse, budgeting skills and growing up with a single parent.



2020-21 GAME-BY-GAME STATS



15 REED FENTON

So. • Guard • 6-4 • Chemical Engineering
Latrobe, Pa. • Greater Latrobe

CAREER HIGHS

Category	Total	Latest
Points	19	vs. Loyola (1/5/20)
Rebounds	5	vs. Lafayette (1/2/21)
Assists	6	vs. Loyola (3/3/20)
Minutes	38	vs. Army (2/1/20)
Steals	2	vs. Navy (1/9/21)
Blocks	2	at Drake (11/21/19)
Field Goals	7	vs. Loyola (1/5/20)
FG Att.	14	vs. Holy Cross (2/12/20)
3-Point FG	6	vs. Army (2/1/20)
3-Point Att.	10	vs. Army (2/1/20)
Free Throws	6	vs. Misericordia (11/18/19)
FT Att.	7	vs. Misericordia (11/18/19)

2020-21 SEASON HIGHS

Category	Total	Latest
Points	14	at Holy Cross (1/23/21)
Rebounds	5	vs. Lafayette (1/2/21)
Assists	5	at Lafayette (1/3/21)
Minutes	33	at Navy (1/10/21)
Steals	2	at Holy Cross (1/23/21)
Blocks		
Field Goals	4	at Holy Cross (1/23/21)
FG Att.	8	at Navy (1/10/21)
3-Point FG	2	at Holy Cross (1/23/21)
3-Point Att.	4	at Holy Cross (1/23/21)
Free Throws	4	at Holy Cross (1/23/21)
FT Att.	5	at Holy Cross (1/23/21)

MISC. CAREER STATS

Category	Total	Latest
Double-Figure Pts.	8	at Holy Cross (1/23/21)
20+ Point Games		
5+ assists	3	vs. Lafayette (1/2/21)
10+ rebounds		
Double-Doubles		

MISC. SEASON STATS

Category	Total	Latest
Double-Figure Pts.	1	at Holy Cross (1/23/21)
20+ Point Games		
5+ assists	1	vs. Lafayette (1/2/21)
10+ rebounds		
Double-Doubles		

2020-21 SEASON HIGHLIGHTS

BEFORE LEHIGH

Two-time first team All-Section honoree at Greater Latrobe High School ... As a junior, averaged 23 points and five assists while garnering first team All-Section from Pittsburgh Post-Gazette, along with Pittsburgh Tribune Westmoreland County Terrific 10 honors ... As a sophomore, averaged 16 points and four assists, earning second team All-Section ... Named Class 6A first team All-District as a senior ... Westmoreland County Terrific 10 honoree as a junior and senior ... Named Ray Wild Male Athlete of the Year in 2019 ... Also a standout for the PK Flash AAU program ... Was a first team All-Section honoree all four years in volleyball ... Named first team All-State in volleyball as a senior ... Strong in the classroom, graduating in top five percent of his class ... Named Rotary Student of the Month in January of 2019 ... Math Student of the Month in February of 2017 ... Was a Student Council member and member of the National Honor Society.



2020-21 GAME-BY-GAME STATS

				Total		3-Pointers		Free throws		Rebounds											
Opponent	Date	gs	min	fg-fga	pct	3fg-fga	pct	ft-fga	pct	off	def	tot	avg	pf	a	t/o	blk	stl	pts	avg	
LAFAYETTE	01/02/21	*	28	2-7	.286	1-1	1.000	1-2	.500	0	5	5	5.0	2	2	0	0	0	6	6.0	
at Lafayette	01/03/21	*	24	1-4	.250	0-1	.000	0-0	.000	0	2	2	3.5	1	5	1	0	0	2	4.0	
NAVY	01/09/21	*	27	1-3	.333	0-2	.000	0-0	.000	0	0	0	2.3	2	2	2	0	2	2	3.3	
at Navy	01/10/21	*	33	4-8	.500	0-2	.000	0-0	.000	0	0	0	1.8	2	0	2	0	1	8	4.5	
at Bucknell	01/16/21	*	20	0-4	.000	0-3	.000	1-2	.500	0	1	1	1.6	0	2	0	0	0	1	3.8	
BUCKNELL	01/17/21		16	0-4	.000	0-2	.000	2-2	1.000	0	3	3	1.8	0	0	0	0	2	2	3.5	
at Holy Cross	01/23/21		28	4-7	.571	2-4	.500	4-5	.800	1	2	3	2.0	1	2	0	0	2	14	5.0	
at Holy Cross	01/24/21		17	2-4	.500	1-2	.500	0-0	.000	0	1	1	1.9	4	0	2	0	0	5	5.0	
Totals		5	193	14-41	.341	4-17	.235	8-11	.727	1	14	15	1.9	12	13	7	0	7	40	5.0	

Games played: 8
Minutes/game: 24.1
Points/game: 5.0
FG Pct: 34.1
3FG Pct: 23.5
FT Pct: 72.7

Rebounds/game: 1.9
Assists/game: 1.6
Turnovers/game: 0.9
Assist/turnover ratio: 1.9
Steals/game: 0.9

Career Stats

Season	gp-gs	min/avg	fg-fga	pct	3fg-fga	pct	ft-fga	pct	off	def	tot	avg	pf	fo	ast	to	blk	stl	pts	avg
2019-20	32-27	824/25.8	79-196	.403	29-89	.326	28-42	.667	13	60	73	2.3	64	1	39	32	8	20	215	6.7
2020-21	8-5	193/24.1	14-41	.341	4-17	.235	8-11	.727	1	14	15	1.9	12	0	13	7	0	7	40	5.0
TOTAL	40-32	1017/25.4	93-237	.392	33-106	.311	36-53	.679	14	74	88	2.2	76	1	52	39	8	27	255	6.4



20 JAYSHEN SAIGAL

Fr. · Guard · 6-2 · Business
Scarsdale, N.Y. · Scarsdale

CAREER HIGHS

Category	Total	Latest
Points		
Rebounds		
Assists		
Minutes	1	vs. Bucknell (1/17/21)
Steals		
Blocks		
Field Goals		
FG Att.		
3-Point FG		
3-Point Att.		
Free Throws		
FT Att.		

2020-21 SEASON HIGHS

Category	Total	Latest
Points		
Rebounds		
Assists		
Minutes	1	vs. Bucknell (1/17/21)
Steals		
Blocks		
Field Goals		
FG Att.		
3-Point FG		
3-Point Att.		
Free Throws		
FT Att.		

MISC. CAREER STATS

Category	Total	Latest
Double-Figure Pts.		
20+ Point Games		
5+ assists		
10+ rebounds		
Double-Doubles		

MISC. SEASON STATS

Category	Total	Latest
Double-Figure Pts.		
20+ Point Games		
5+ assists		
10+ rebounds		
Double-Doubles		

2020-21 SEASON HIGHLIGHTS

BEFORE LEHIGH

Named All-League, All-Conference and All-Section as a senior at Scarsdale High School ... Finished season with averages of 20.8 points, 9.4 rebounds and 3.8 assists ... Named LHBCA first team and 13th team All-State (New York) ... In 2019, was named All-State honorable mention ... Averaged 15 points, 8.2 rebounds and 4.2 assists.



2020-21 GAME-BY-GAME STATS

Opponent	Date	gs	min	Total		3-Pointers		Free throws		Rebounds				pf	a	t/o	blk	stl	pts	avg
at Lafayette	01/03/21	0	0-0	.000	0-0	.000	0-0	.000	0-0	.000	0	0	0	0.0	0	0	0	0	0	0.0
BUCKNELL	01/17/21	1	0-0	.000	0-0	.000	0-0	.000	0-0	.000	0	0	0	0.0	0	0	0	0	0	0.0
Totals		0	1	0-0	.000	0-0	.000	0-0	.000	0	0	0	0.0	0	0	0	0	0	0	0.0

Games played: 2
Minutes/game: 0.5

Career Stats

Season	gp-gs	min/avg	Total		3-Point		F-Throws		Rebounds				pf	fo	ast	to	blk	stl	Scoring	
2020-21	2-0	1/0.5	0-0	.000	0-0	.000	0-0	.000	0	0	0	0.0	0	0	0	0	0	0	0	0.0
TOTAL	2-0	1/0.5	0-0	.000	0-0	.000	0-0	.000	0	0	0	0.0	0	0	0	0	0	0	0	0.0



21 BEN LI

Fr. • Forward • 6-6 • Business
Toronto, Ontario • Thornlea Secondary

CAREER HIGHS

Category	Total	Latest
Points	4	at Bucknell (1/16/21)
Rebounds	4	vs. Bucknell (1/17/21)
Assists	1	at Holy Cross (1/24/21)
Minutes	11	at Holy Cross (1/24/21)
Steals		
Blocks	2	at Holy Cross (1/24/21)
Field Goals	1	at Holy Cross (1/24/21)
FG Att	3	at Bucknell (1/16/21)
3-Point FG	1	at Holy Cross (1/24/21)
3-Point Att	2	at Holy Cross (1/24/21)
Free Throws	2	at Bucknell (1/16/21)
FT Att	2	at Bucknell (1/16/21)

2020-21 SEASON HIGHS

Category	Total	Latest
Points	4	at Bucknell (1/16/21)
Rebounds	4	vs. Bucknell (1/17/21)
Assists	1	at Holy Cross (1/24/21)
Minutes	11	at Holy Cross (1/24/21)
Steals		
Blocks	2	at Holy Cross (1/24/21)
Field Goals	1	at Holy Cross (1/24/21)
FG Att	3	at Bucknell (1/16/21)
3-Point FG	1	at Holy Cross (1/24/21)
3-Point Att	2	at Holy Cross (1/24/21)
Free Throws	2	at Bucknell (1/16/21)
FT Att	2	at Bucknell (1/16/21)

MISC. CAREER STATS

Category	Total	Latest
Double-Figure Pts.		
20+ Point Games		
5+ assists		
10+ rebounds		
Double-Doubles		

MISC. SEASON STATS

Category	Total	Latest
Double-Figure Pts.		
20+ Point Games		
5+ assists		
10+ rebounds		
Double-Doubles		

2020-21 SEASON HIGHLIGHTS

BEFORE LEHIGH

Finished senior season at Thornlea Secondary School in Ontario top five in the OSBA Prep League in scoring and rebounding (24 PPG, 11 RPG) ... Named Biosteel All-Canadian ... Racked up multiple tournament championships and MVPs in Canada freshman and sophomore year ... Was a two-time Principal's List honoree at Thornlea Secondary (finishing semester with a 90 percent average or higher) ... Was part of the honor roll every semester in Canadian High School ... Named to the camp roster for the 2019 U19 FIBA Chinese National Team ... Played in games and tournaments globally - in Italy, China, Canada and Japan ... Also part of the U17 Ontario Provincial team in the Canadian National Basketball Championship ... Ranked in the top 15 in the class of 2020 by the OSBA prep league ... Was a 3-point champion in the JIT Lissone Tournament in Milan, Italy, and MVP of the Magic3 Shanghai 3X3 Tournament ... Also a standout at Middlebury Academy in Virginia, averaging 18 points and 12 rebounds as a junior ... Named second team All-State of Virginia ... As a freshman, had 40 points in one game, including 12 3-pointers ... As a junior, posted a monster 42-point, 17-rebound effort against Massanutten Military Academy ... Previously named a top 25 2020 player in Virginia and a top 20 2020 player in Canada.



2020-21 GAME-BY-GAME STATS

				Total		3-Pointers		Free throws		Rebounds											
Opponent	Date	gs	min	fg-fga	pct	3fg-fga	pct	ft-fita	pct	off	def	tot	avg	pf	a	t/o	blk	stl	pts	avg	
LAFAYETTE	01/02/21	4	0-0	.000	0-0	.000	0-1	.000	0	0	0	0.0	1	0	1	0	0	0	0	0.0	
at Lafayette	01/03/21	3	0-1	.000	0-0	.000	0-0	.000	0	0	0	0.0	1	0	0	0	0	0	0	0.0	
NAVY	01/09/21	8	0-1	.000	0-0	.000	0-0	.000	0	0	0	0.0	0	1	1	0	0	0	0	0.0	
at Bucknell	01/16/21	10	1-3	.333	0-0	.000	2-2	1.000	1	2	3	0.8	0	0	0	1	0	4	1.0		
BUCKNELL	01/17/21	11	0-1	.000	0-1	.000	0-0	.000	0	4	4	1.4	1	0	0	0	0	0	0	0.8	
at Holy Cross	01/23/21	*	11	0-2	.000	0-1	.000	0-0	.000	1	1	2	1.5	0	0	2	0	0	0	0.7	
at Holy Cross	01/24/21	*	11	1-2	.500	1-2	.500	0-0	.000	0	1	1	1.4	2	1	2	2	0	3	1.0	
Totals		2	58	2-10	.200	1-4	.250	2-3	.667	2	8	10	1.4	5	2	6	3	0	7	1.0	

Games played: 7
Minutes/game: 8.3
Points/game: 1.0
FG Pct: 20.0
3FG Pct: 25.0
FT Pct: 66.7

Rebounds/game: 1.4
Assists/game: 0.3
Turnovers/game: 0.9
Assist/turnover ratio: 0.3
Blocks/game: 0.4

Career Stats

Season	gp-gs	min/avg	Total		3-Point		F-Throws		Rebounds				pf	fo	ast	to	blk	stl	Scoring	
2020-21	7-2	58/8.3	2-10	.200	1-4	.250	2-3	.667	2	8	10	1.4	5	0	2	6	3	0	7	1.0
TOTAL	7-2	58/8.3	2-10	.200	1-4	.250	2-3	.667	2	8	10	1.4	5	0	2	6	3	0	7	1.0



35 DOMINIC PAROLIN

Fr. • Forward/Center • 6-8 • Arts & Sciences
Coquitlam, B.C. • Centennial Secondary

CAREER HIGHS

Category	Total	Latest
Points	10	vs. Bucknell (1/17/21)
Rebounds	7	at Holy Cross (1/24/21)
Assists	5	at Holy Cross (1/23/21)
Minutes	27	at Holy Cross (1/24/21)
Steals	2	at Holy Cross (1/24/21)
Blocks	3	at Bucknell (1/16/21)
Field Goals	3	at Holy Cross (1/23/21)
FG Att.	4	at Holy Cross (1/24/21)
3-Point FG		
3-Point Att.	1	at Navy (1/10/21)
Free Throws	6	at Lafayette (1/3/21)
FT Att.	6	at Lafayette (1/3/21)

2020-21 SEASON HIGHS

Category	Total	Latest
Points	10	vs. Bucknell (1/17/21)
Rebounds	7	at Holy Cross (1/24/21)
Assists	5	at Holy Cross (1/23/21)
Minutes	27	at Holy Cross (1/24/21)
Steals	2	at Holy Cross (1/24/21)
Blocks	3	at Bucknell (1/16/21)
Field Goals	3	at Holy Cross (1/23/21)
FG Att.	4	at Holy Cross (1/24/21)
3-Point FG		
3-Point Att.	1	at Navy (1/10/21)
Free Throws	6	at Lafayette (1/3/21)
FT Att.	6	at Lafayette (1/3/21)

MISC. CAREER STATS

Category	Total	Latest
Double-Figure Pts.	1	vs. Bucknell (1/17/21)
20+ Point Games		
5+ assists	1	at Holy Cross (1/23/21)
10+ rebounds		
Double-Doubles		

MISC. SEASON STATS

Category	Total	Latest
Double-Figure Pts.	1	vs. Bucknell (1/17/21)
20+ Point Games		
5+ assists	1	at Holy Cross (1/23/21)
10+ rebounds		
Double-Doubles		

2020-21 SEASON HIGHLIGHTS

BEFORE LEHIGH

Averaged 29 points, 17 rebounds, 4.7 assists, 4.3 blocks and 3.2 steals during an impressive high school career at Centennial Secondary School ... Included were averages of 31 points, 17 rebounds, five assists and three blocks as a senior ... Led team to a No. 1 ranking in the province for the first half of his senior year ... Led team to a fifth-place finish in Provincial Championship, averaging 36 points and being named a first team All-Star ... Served as a team captain as a senior ... Named Fraser North Regional Tournament MVP ... Named a BC Provincial First All-Star and was a Canadian All-Star ... Named to the Biosteel All-Canadian Team as a top 24 high school player in the country ... Also highlighted as the biggest sleeper in his class by North Pole Hoops ... Had a 41-point, 20-rebound effort in a Tsumura Basketball Invitational championship final victory, which helped him earn tournament MVP ... Garnered an invitation to the Canadian U18 National Team's final selection camp ... In the summer of 2019, was a member of the BC Provincial U17 team ... Also competed for Drive Basketball in the Under Armour Rise Circuit ... In the classroom, posted a stellar 4.0 grade point average throughout high school.



2020-21 GAME-BY-GAME STATS

				Total		3-Pointers		Free throws		Rebounds											
Opponent	Date	gs	min	fg-fga	pct	3fg-fga	pct	ft-fa	pct	off	def	tot	avg	pf	a	t/o	blk	stl	pts	avg	
LAFAYETTE	01/02/21	15	3-3	1.000	0-0	.000	2-2	1.000	1	3	4	4.0	3	0	0	0	0	0	8	8.0	
at Lafayette	01/03/21	11	0-2	.000	0-0	.000	6-6	1.000	1	0	1	2.5	0	0	0	0	0	0	6	7.0	
NAVY	01/09/21	12	3-3	1.000	0-0	.000	0-0	.000	2	2	4	3.0	2	2	1	0	1	6	6.7		
at Navy	01/10/21	10	1-3	.333	0-1	.000	3-4	.750	1	0	1	2.5	0	0	0	0	0	5	6.3		
at Bucknell	01/16/21	9	0-1	.000	0-0	.000	0-0	.000	2	0	2	2.4	2	2	1	3	1	0	5.0		
BUCKNELL	01/17/21	21	3-3	1.000	0-0	.000	4-5	.800	2	2	4	2.7	1	2	1	0	0	10	5.8		
at Holy Cross	01/23/21	26	3-4	.750	0-0	.000	0-0	.000	2	3	5	3.0	3	5	0	1	0	6	5.9		
at Holy Cross	01/24/21	27	2-4	.500	0-0	.000	2-2	1.000	1	6	7	3.5	4	0	0	1	2	6	5.9		
Totals		0	131	15-23	.652	0-1	.000	17-19	.895	12	16	28	3.5	15	11	3	5	4	47	5.9	

Games played: 8
Minutes/game: 16.4
Points/game: 5.9
FG Pct: 65.2
3FG Pct: 0.0
FT Pct: 89.5

Rebounds/game: 3.5
Assists/game: 1.4
Turnovers/game: 0.4
Assist/turnover ratio: 3.7
Steals/game: 0.5
Blocks/game: 0.6

Career Stats

Season	gp-gs	min/avg	Total fg-fga	pct	3-Point fg-fga	pct	F-Throws ft-fa	pct	Rebounds off	def	tot	avg	pf	fo	ast	to	blk	stl	pts	avg
2020-21	8-0	131/16.4	15-23	.652	0-1	.000	17-19	.895	12	16	28	3.5	15	0	11	3	5	4	47	5.9
TOTAL	8-0	131/16.4	15-23	.652	0-1	.000	17-19	.895	12	16	28	3.5	15	0	11	3	5	4	47	5.9



42 JT TAN

Fr. • Center • 6-8 • Arts and Sciences
Redondo Beach, Calif. • Rolling Hills Prep

CAREER HIGHS

Category	Total	Latest
Points		
Rebounds		
Assists		
Minutes		
Steals		
Blocks		
Field Goals		
FG Att.		
3-Point FG		
3-Point Att.		
Free Throws		
FT Att.		

2020-21 SEASON HIGHS

Category	Total	Latest
Points		
Rebounds		
Assists		
Minutes		
Steals		
Blocks		
Field Goals		
FG Att.		
3-Point FG		
3-Point Att.		
Free Throws		
FT Att.		

MISC. CAREER STATS

Category	Total	Latest
Double-Figure Pts.		
20+ Point Games		
5+ assists		
10+ rebounds		
Double-Doubles		

MISC. SEASON STATS

Category	Total	Latest
Double-Figure Pts.		
20+ Point Games		
5+ assists		
10+ rebounds		
Double-Doubles		

2020-21 SEASON HIGHLIGHTS

BEFORE LEHIGH

Standout at Rolling Hills Preparatory in California, averaging a double-double over career ... Named All-CIF first team in 2019 and 2020 and All-CIF second team in 2017 and 2018 ... As a junior, was named the CIF Southern Section Division 3AA Boys Basketball Player of the Year ... Won the John Wooden High School Player of the Year Award ... Named the 2018-2019 MaxPreps California Division 3 MVP ... Garnered Hoophall West MVP recognition ... Helped Rolling Hills to three CIF Southern Section 4A Championships ... As a freshman, won a Division 5 State Title and Southern Section 5A Championship ... Was also twice named Coastal League first team and twice named a Coastal League MVP ... Strong in the classroom as a member of the National Honor Society ... Was an honor roll student as well.



2020-21 GAME-BY-GAME STATS



44 NIC LYNCH

Jr. • Center • 6-11 • Political Science
Seattle, Wash. • Seattle Prep

CAREER HIGHS

Category	Total	Latest
Points	25	vs. Army (2/1/20)
Rebounds	13	vs. Army (2/1/20)
Assists	2	vs. Bucknell (2/23/20)
Minutes	35	vs. Army (2/1/20)
Steals	1	vs. Navy (1/10/21)
Blocks	3	vs. Navy (1/9/21)
Field Goals	10	at Lafayette (1/3/21)
FG Att.	16	at Lafayette (1/3/21)
3-Point FG		
3-Point Att.		
Free Throws	8	vs. Lafayette (1/2/21)
FT Att.	10	vs. Lafayette (1/2/21)

2020-21 SEASON HIGHS

Category	Total	Latest
Points	22	vs. Lafayette (1/2/21)
Rebounds	8	at Lafayette (1/3/21)
Assists	1	at Holy Cross (1/24/21)
Minutes	34	at Navy (1/10/21)
Steals	1	vs. Navy (1/9/21)
Blocks	3	vs. Navy (1/9/21)
Field Goals	10	at Lafayette (1/3/21)
FG Att.	16	at Lafayette (1/3/21)
3-Point FG		
3-Point Att.		
Free Throws	8	vs. Lafayette (1/2/21)
FT Att.	10	vs. Lafayette (1/2/21)

MISC. CAREER STATS

Category	Total	Latest
Double-Figure Pts.	22	at Holy Cross (1/24/21)
20+ Point Games	3	at Lafayette (1/3/21)
5+ assists		
10+ rebounds	4	vs. Army (2/1/20)
Double-Doubles	4	vs. Army (2/1/20)

MISC. SEASON STATS

Category	Total	Latest
Double-Figure Pts.	8	at Holy Cross (1/24/21)
20+ Point Games	2	at Lafayette (1/3/21)
5+ assists		
10+ rebounds		
Double-Doubles		

2020-21 SEASON HIGHLIGHTS

BEFORE LEHIGH

Came to Lehigh after a strong career playing with multiple Division I players at Seattle Prep under Coach Mike Kelly, the same school (and coach) that produced former Mountain Hawks' captain Jordan Hamilton '12 ... Was named first team All-Metro League and first team All-State ... Named to the Nike EYBL Watch List in 2017 ... Was a 1,000 point scorer at Seattle Prep in three years of varsity basketball ... Leading scorer for 3A team in the All-Star Game vs. 4A ... Selected to play in the Northwestern Shootout Washington vs. Oregon All-Star Game ... Ranked as a three-star recruit by ESPN ... Ranked among the top 50 centers in the class of 2018 by ESPN ... Prior to time with Seattle Rotary, also played AAU basketball for Coach Jim Marsh of Friends of Hoop Seattle.



2020-21 GAME-BY-GAME STATS

				Total		3-Pointers		Free throws		Rebounds													
Opponent	Date	gs	min	fg-fga	pct	3fg-fga	pct	ft-fa	pct	off	def	tot	avg	pf	a	t/o	blk	stl	pts	avg			
LAFAYETTE	01/02/21	*	30	7-15	.467	0-0	.000	8-10	.800	4	4	8	8.0	1	1	0	1	0	22	22.0			
at Lafayette	01/03/21	*	29	10-16	.625	0-0	.000	0-1	.000	2	6	8	8.0	3	1	1	0	0	20	21.0			
NAVY	01/09/21	*	32	8-15	.533	0-0	.000	1-3	.333	1	5	6	7.3	2	1	2	3	1	17	19.7			
at Navy	01/10/21	*	34	7-9	.778	0-0	.000	0-0	.000	0	7	7	7.3	3	1	0	1	0	14	18.3			
at Bucknell	01/16/21	*	27	6-14	.429	0-0	.000	2-2	1.000	3	3	6	7.0	4	1	2	0	0	14	17.4			
BUCKNELL	01/17/21	*	28	6-14	.429	0-0	.000	0-1	.000	2	4	6	6.8	3	0	1	1	0	12	16.5			
at Holy Cross	01/23/21	*	19	4-10	.400	0-0	.000	2-2	1.000	1	4	5	6.6	4	1	1	1	0	10	15.6			
at Holy Cross	01/24/21	*	13	5-8	.625	0-0	.000	0-0	.000	2	0	2	6.0	4	1	0	0	0	10	14.9			
Totals		8	212	53-101	.525	0-0	.000	13-19	.684	15	33	48	6.0	24	7	7	7	1	119	14.9			

Games played: 8
Minutes/game: 26.5
Points/game: 14.9
FG Pct: 52.5
FT Pct: 68.4

Rebounds/game: 6.0
Assists/game: 0.9
Turnovers/game: 0.9
Assist/turnover ratio: 1.0
Steals/game: 0.1
Blocks/game: 0.9

Career Stats

			Total		3-Point		F-Throws		Rebounds										Scoring	
Season	gp-gs	min/avg	fg-fga	pct	fg-fga	pct	ft-fa	pct	off	def	tot	avg	pf	fo	ast	to	blk	stl	pts	avg
2018-19	31-0	372/12.0	49-106	.462	0-0	.000	21-42	.500	34	69	103	3.3	66	1	1	31	14	6	119	3.8
2019-20	19-18	441/23.2	80-142	.563	0-0	.000	22-35	.629	26	71	97	5.1	52	3	5	33	9	5	182	9.6
2020-21	8-8	212/26.5	53-101	.525	0-0	.000	13-19	.684	15	33	48	6.0	24	0	7	7	7	1	119	14.9
TOTAL	58-26	1025/17.7	182-349	.521	0-0	.000	56-96	.583	75	173	248	4.3	142	4	13	71	30	12	420	7.2

OVERALL STATISTICS

#	Player	gp-gs	min	avg	Total		3-Point		F-Throw		Rebounds				pf	dq	a	to	blk	stl	pts	avg
					fg-fga	fg%	3fg-fga	3fg%	ft-fa	ft%	off	def	tot	avg								
11	Wilson, Marques	8-8	257	32.1	54-111	.486	8-25	.320	22-35	.629	6	18	24	3.0	24	2	16	16	1	14	138	17.3
44	Lynch, Nic	8-8	212	26.5	53-101	.525	0-0	.000	13-19	.684	15	33	48	6.0	24	0	7	7	7	1	119	14.9
05	Taylor, Evan	8-3	186	23.3	28-54	.519	5-12	.417	6-10	.600	6	41	47	5.9	21	1	11	10	2	2	67	8.4
01	Wilson, Jeameril	8-4	204	25.5	25-48	.521	5-11	.455	9-18	.500	6	26	32	4.0	16	0	18	16	0	3	64	8.0
35	Parolin, Dominic	8-0	131	16.4	15-23	.652	0-1	.000	17-19	.895	12	16	28	3.5	15	0	11	3	5	4	47	5.9
15	Fenton, Reed	8-5	193	24.1	14-41	.341	4-17	.235	8-11	.727	1	14	15	1.9	12	0	13	7	0	7	40	5.0
10	Sinclair, Jalin	8-1	126	15.8	13-29	.448	3-11	.273	8-12	.667	2	7	9	1.1	15	1	19	13	0	4	37	4.6
02	Betlow, Jake	8-7	143	17.9	10-29	.345	7-17	.412	2-2	1.000	0	8	8	1.0	10	0	12	10	0	2	29	3.6
00	Alamudun, Jakob	7-2	113	16.1	9-17	.529	0-0	.000	1-6	.167	5	18	23	3.3	12	0	6	9	0	4	19	2.7
21	Li, Ben	7-2	58	8.3	2-10	.200	1-4	.250	2-3	.667	2	8	10	1.4	5	0	2	6	3	0	7	1.0
04	Arion, Andrei	2-0	1	0.5	0-1	.000	0-0	.000	0-0	.000	0	0	0	0.0	0	0	0	0	0	0	0	0.0
20	Saigal, Jayshen	2-0	1	0.5	0-0	.000	0-0	.000	0-0	.000	0	0	0	0.0	0	0	0	0	0	0	0	0.0
Team											8	11	19					2				
Total.....		0	1625		223-464	.481	33-98	.337	88-135	.652	63	200	263	0.0	154	4	115	99	18	41	567	0.0
Opponents.....		0	1625		212-468	.453	61-167	.365	126-168	.750	74	202	276	0.0	139	-	114	93	26	54	611	0.0

TEAM STATISTICS

	LEHIGH	OPP
SCORING	567	611
Points per game	70.9	76.4
Scoring margin	-5.5	-
FIELD GOALS-ATT	223-464	212-468
Field goal pct	.481	.453
3 POINT FG-ATT	33-98	61-167
3-point FG pct	.337	.365
3-pt FG made per game	4.1	7.6
FREE THROWS-ATT	88-135	126-168
Free throw pct	.652	.750
F-Throws made per game	11.0	15.8
REBOUNDS	263	276
Rebounds per game	32.9	34.5
Rebounding margin	-1.6	-
ASSISTS	115	114
Assists per game	14.4	14.3
TURNOVERS	99	93
Turnovers per game	12.4	11.6
Turnover margin	-0.7	-
Assist/turnover ratio	1.2	1.2
STEALS	41	54
Steals per game	5.1	6.8
BLOCKS	18	26
Blocks per game	2.3	3.3
ATTENDANCE	0	0
Home games-Avg/Game	3-0	5-0
Neutral site-Avg/Game	-	0-0

Date	Opponent		Score	Att.
* 01/02/21	LAFAYETTE	Wot	90-89	0
* 01/03/21	at Lafayette	L	70-82	0
* 01/09/21	NAVY	L	61-69	0
* 01/10/21	at Navy	L	58-73	0
* 01/16/21	at Bucknell	L	70-75	0
* 01/17/21	BUCKNELL	L	61-77	0
* 01/23/21	at Holy Cross	W	75-72	0
* 01/24/21	at Holy Cross	W	82-74	0

* - Conference game

Score by Periods	1st	2nd	OT	Totals
Lehigh	271	285	11	567
Opponents	285	316	10	611

RESULTS/LEADERS

RECORD:	OVERALL	HOME	AWAY	NEUTRAL
ALL GAMES	3-5	1-2	2-3	0-0
CONFERENCE	3-5	1-2	2-3	0-0
NON-CONFERENCE	0-0	0-0	0-0	0-0

Date	Opponent		Score	Att.	High Points	High Rebounds
01/02/21	*LAFAYETTE	Wot	90-89		(28)Wilson, Marques	(11)Alamudun, Jakob
01/03/21	*at Lafayette		70-82	L	(20)Lynch, Nic	(8)Lynch, Nic
01/09/21	*NAVY		61-69	L	(17)Lynch, Nic	(6)Lynch, Nic
						(6)Wilson, Jeameril
01/10/21	*at Navy		58-73	L	(19)Wilson, Marques	(7)Lynch, Nic
01/16/21	*at Bucknell		70-75	L	(26)Wilson, Marques	(6)Taylor, Evan
						(6)Lynch, Nic
01/17/21	*BUCKNELL		61-77	L	(15)Taylor, Evan	(6)Lynch, Nic
01/23/21	*at Holy Cross	w	75-72		(15)Wilson, Jeameril	(10)Taylor, Evan
01/24/21	*at Holy Cross	w	82-74		(20)Wilson, Marques	(11)Taylor, Evan

* - Conference game

Attendance Summary	Games	Attend	Avg/Game
Home	3	0	0
Away	5	0	0
Neutral	0	0	0
Total	8	0	0

POINTS-REBOUNDS-ASSISTS

Opponent	Date	Score		00	01	02	04	05	10	11
				ALAMUDUN,J	WILSON,JEAN	BETLOW,JAK	ARION,ANDR	TAYLOR,EVA	SINCLAIR,J	WILSON,MAR
LAFAYETTE	01/02/21	90-89	W	13-11-2	7-7-4	0-0-1	DNP	4-7-3	2-0-1	28-1-0
at Lafayette	01/03/21	70-82	L	0-6-1	7-2-1	8-1-2	0-0-0	5-7-2	4-0-1	18-1-2
NAVY	01/09/21	61-69	L	4-1-1	7-6-2	0-0-3	DNP	4-1-0	14-1-5	7-4-2
at Navy	01/10/21	58-73	L	0-0-1	3-0-0	5-1-0	DNP	0-0-2	4-3-2	19-4-3
at Bucknell	01/16/21	70-75	L	0-4-0	11-4-4	5-3-2	DNP	9-6-0	0-0-0	26-5-1
BUCKNELL	01/17/21	61-77	L	0-1-1	0-4-4	8-1-2	0-0-0	15-5-1	3-0-0	11-4-3
at Holy Cross	01/23/21	75-72	W	2-0-0	15-4-3	0-0-2	DNP	14-10-3	5-2-1	9-0-1
at Holy Cross	01/24/21	82-74	W	DNP	14-5-0	3-2-0	DNP	16-11-0	5-3-9	20-5-4

Opponent	Date	Score		15	20	21	35	44
				FENTON,REE	SAIGAL,JAY	LI,BEN	PAROLIN,DO	LYNCH,NIC
LAFAYETTE	01/02/21	90-89	W	6-5-2	DNP	0-0-0	8-4-0	22-8-1
at Lafayette	01/03/21	70-82	L	2-2-5	0-0-0	0-0-0	6-1-0	20-8-1
NAVY	01/09/21	61-69	L	2-0-2	DNP	0-0-1	6-4-2	17-6-1
at Navy	01/10/21	58-73	L	8-0-0	DNP	DNP	5-1-0	14-7-1
at Bucknell	01/16/21	70-75	L	1-1-2	DNP	4-3-0	0-2-2	14-6-1
BUCKNELL	01/17/21	61-77	L	2-3-0	0-0-0	0-4-0	10-4-2	12-6-0
at Holy Cross	01/23/21	75-72	W	14-3-2	DNP	0-2-0	6-5-5	10-5-1
at Holy Cross	01/24/21	82-74	W	5-1-0	DNP	3-1-1	6-7-0	10-2-1

2020-21 LEHIGH MEN'S BASKETBALL | GAMES 9 & 10: BUCKNELL | PAGE 29

BOX SCORES

1 LEHIGH 90, LAFAYETTE 89 (OT) Jan. 2 | Bethlehem, Pa. | Stabler Arena



Official Basketball Box Score - Final
Lafayette at Lehigh
01/02/21 Stabler Arena, Bethlehem
2020-21 Men's Basketball

Game Time: 2:01 PM
Game Duration: 2:50

Officials: Dave Fernandez, Miketange F Fleury, Jim McMahon

Lafayette - 89												
Record: 0-1 (0-1)												
NO.	Name	Min	FG	3P	FT	Rebounds	Fouls	TP	AS	TO	ST	Blocks
			M-A	M-A	M-A	OR DR TOT	PF FD					BS BA +/-
33	Leo O'Boyle	F 27:04	2-4	1-3	0-0	0 0 0	3 0	5	1	0	1	0 0 4
44	Dylan Hastings	F 18:43	0-1	0-0	1-4	1 6 7	2 2	1	2	1	0	0 0 -2
45	Neal Quinn	F 25:58	5-14	0-0	2-3	1 1 2	3 2	12	6	0	0	0 1 11
3	Tyrone Perry	G 31:39	0-7	0-4	2-2	1 2 3	1 1	2	2	0	0	0 0 -4
11	Justin Jaworski	G 41:44	12-19	3-6	10-11	1 7 8	3 9	37	4	3	0	1 1 -2
13	Sean Good	G 28:12	2-7	1-1	1-2	0 5 5	2 3	6	2	0	0	0 0 -1
0	Jakob Alamudun	G 31:36	6-7	0-0	1-3	1 10 11	2 3	13	2	3	1	0 0 7
5	Evan Taylor	G 26:13	2-7	0-1	0-0	0 7 7	5 0	4	3	0	0	0 0 6
10	Jalin Sinclair	G 09:53	1-2	0-1	0-3	0 0 0	3 2	2	1	1	1	0 0 -6
35	Dominic Parolin	G 14:26	3-3	0-0	2-2	1 3 4	3 2	8	0	0	0	0 0 7
21	Ben Li	G 03:40	0-0	0-0	0-1	0 0 0	1 1	0	0	1	0	0 0 0
Team						3 5 8		0	1			
Totals			31-72	6-20	21-27	7 33 40	23 22	89	18	5	0	2 -1

Technical Fouls: NONE

Dead Ball Rebounds: 2, 2

Lehigh - 90												
Record: 1-0 (1-0)												
NO.	Name	Min	FG	3P	FT	Rebounds	Fouls	TP	AS	TO	ST	Blocks
			M-A	M-A	M-A	OR DR TOT	PF FD					BS BA +/-
1	Jeameril Wilson	F 28:13	3-5	0-0	1-2	1 6 7	1 2	7	4	1	0	0 0 3
44	Nic Lynch	C 30:34	7-15	0-0	8-10	4 4 8	1 6	22	1	0	0	1 0 -6
2	Jake Bellow	G 14:52	0-3	0-0	0-0	0 0 0	2 0	0	1	1	0	0 0 -6
11	Marques Wilson	G 37:21	11-20	3-5	3-6	0 1 1	2 4	28	0	3	0	1 0 1
15	Reed Fenton	G 28:12	2-7	1-1	1-2	0 5 5	2 3	6	2	0	0	0 0 -1
0	Jakob Alamudun	G 31:36	6-7	0-0	1-3	1 10 11	2 3	13	2	3	1	0 0 7
5	Evan Taylor	G 26:13	2-7	0-1	0-0	0 7 7	5 0	4	3	0	0	0 0 6
10	Jalin Sinclair	G 09:53	1-2	0-1	0-3	0 0 0	3 2	2	1	1	1	0 0 -6
35	Dominic Parolin	G 14:26	3-3	0-0	2-2	1 3 4	3 2	8	0	0	0	0 0 7
21	Ben Li	G 03:40	0-0	0-0	0-1	0 0 0	1 1	0	0	1	0	0 0 0
Team						0 2 2		0	0			
Totals			35-69	4-8	16-29	7 38 45	22 23	90	14	10	2	2 0 1

Technical Fouls: NONE

Dead Ball Rebounds: 5, 0

	LAF	LEH
Biggest lead	10 (2 nd 13:05)	5 (2 nd 5:46)
Best Scoring Run	6 (1 st 5:13)	10 (2 nd 5:46)
Lead Changes	10	5
Times Tied	5	0
Time with Lead	35:52	05:22

Points from		LAF	LEH
Turnovers		15	9
Paint		38	46
Second Chance		10	13
Fast Breaks		11	16
Bench		32	27

Period by Period Scoring			
	1st	2nd	OT1
LAF	45	34	10
LEH	39	40	11

2 LAFAYETTE 82, LEHIGH 70 Jan. 3 | Easton, Pa. | Kirby Sports Center



Official Basketball Box Score - Final
Lehigh at Lafayette
01/03/21 Kirby Sports Center, Easton
2020-21 Men's Basketball

Game Time: 4:00 PM
Game Duration: 1:52

Officials: Jeffrey Clark, Brian O'Connell, Daniel Basile

Lehigh - 70												
Record: 1-1 (1-1)												
NO.	Name	Min	FG	3P	FT	Rebounds	Fouls	TP	AS	TO	ST	Blocks
			M-A	M-A	M-A	OR DR TOT	PF FD					BS BA +/-
1	Jeameril Wilson	F 26:21	3-6	1-3	0-0	0 2 2	2 0	7	1	2	0	0 1 -6
44	Nic Lynch	C 28:16	10-16	0-0	0-1	2 6 8	3 3	20	1	1	0	0 0 -2
2	Jake Bellow	G 19:34	2-4	2-4	2-2	0 1 1	1 1	8	2	1	0	0 0 -2
11	Marques Wilson	G 34:41	8-13	0-0	2-2	0 1 1	3 1	18	2	3	5	0 1 -13
15	Reed Fenton	G 23:43	1-4	0-1	0-0	0 2 2	1 1	2	5	1	0	0 0 3
0	Jakob Alamudun	19:46	0-3	0-0	0-2	3 3 6	1 3	0	1	1	1	0 1 -10
5	Evan Taylor	20:22	2-6	1-2	0-0	1 6 7	3 1	5	2	1	0	0 1 -9
10	Jalin Sinclair	12:00	1-4	0-1	2-2	0 0 0	1 1	4	1	1	0	0 0 1
35	Dominic Parolin	11:44	0-2	0-0	6-6	1 0 1	0 3	6	0	0	0	1 0 -10
21	Ben Li	02:53	0-1	0-0	0-0	0 0 0	1 0	0	0	0	0	0 0 1
4	Andre Arion	00:20	0-0	0-0	0-0	0 0 0	0 0	0	0	0	0	0 0 2
20	Jayshen Saigal	00:20	0-0	0-0	0-0	0 0 0	0 0	0	0	0	0	0 0 2
Team						2 1 3		0	0			
Totals			27-59	4-11	12-15	9 22 31	16 14	70	15	11	6	0 7 -12

Technical Fouls: NONE

Shooting By Period		1st	FG%	15-30	50.0%
		3PT%	2-5	40.0%	
		FT%	6-8	75%	
2 nd FG%		11-28	39.3%		
		3PT%	2-6	33.3%	
		FT%	6-7	85.7%	
GM FG%		27-59	45.8%		
		3PT%	4-11	36.4%	
		FT%	12-15	80.0%	

Dead Ball Rebounds: 1, 0

Lafayette - 82												
Record: 1-1 (1-1)												
NO.	Name	Min	FG	3P	FT	Rebounds	Fouls	TP	AS	TO	ST	Blocks
			M-A	M-A	M-A	OR DR TOT	PF FD					BS BA +/-
13	Sean Good	F 24:26	2-3	0-0	2-2	2 4 6	4 2	6	4	4	0	4 0 5
33	Leo O'Boyle	F 26:00	3-11	3-9	5-5	0 2 2	1 3	14	2	0	1	0 0 5
3	Tyrone Perry	G 33:38	5-7	2-3	0-0	0 4 4	3 1	12	2	2	0	0 0 7
11	Justin Jaworski	G 27:18	10-20	5-10	3-3	1 2 3	1 4	28	2	0	1	0 0 3
20	E.J. Stephens	G 38:36	3-10	0-4	6-6	0 3 3	1 4	12	3	2	2	0 0 14
44	Dylan Hastings	21:38	2-2	0-0	0-0	4 5 9	1 0	4	1	1	0	0 0 14
14	Kyle Jenkins	12:50	1-2	1-2	0-0	1 1 2	2 2	3	0	2	1	0 0 8
2	Jon Brantley	06:59	1-2	1-1	0-0	1 1 1	1 0	3	1	1	0	1 0 9
5	Eric Sondberg	01:44	0-0	0-0	0-0	0 0 0	0 0	0	0	0	0	0 0 -1
1	Ryan Zambie	00:20	0-0	0-0	0-0	0 0 0	0 0	0	0	0	0	0 0 2
4	Jay Vaughan	00:20	0-0	0-0	0-0	0 0 0	0 0	0	0	0	0	0 0 -2
32	Michael Anekwe	00:20	0-0	0-0	0-0	0 0 0	0 0	0	0	0	0	0 0 -2
Team						0 3 3		0	0			
Totals			27-57	12-29	16-16	8 25 33	14 16	82	18	12	6	7 0 12

Technical Fouls: NONE

	LEH	LAF
Biggest lead	14 (1 st 13:40)	14 (2 nd 2:44)
Best Scoring Run	10 (1 st 16:26)	12 (2 nd 2:44)
Lead Changes	3	0
Times Tied	1	0
Time with Lead	11:13	26:51

Points from		LEH	LAF
Turnovers		12	17
Paint		32	22
Second Chance		10	11
Fast Breaks		4	15
Bench		15	10

Period by Period Scoring			
	1st	2nd	TOT
LEH	40	30	70
LAF	44	38	82

3 NAVY 69, LEHIGH 61 Jan. 9 | Bethlehem, Pa. | Stabler Arena



Official Basketball Box Score - Final
Navy at Lehigh
01/09/21 Stabler Arena, Bethlehem
2020-21 Men's Basketball

Game Time: 2:01 PM
Game Duration: 1:52

Officials: Guy Pagano, Lionel Butler, Greg Moyer

Navy - 69												
Record: 6-1 (3-0)												
NO.	Name	Min	FG	3P	FT	Rebounds	Fouls	TP	AS	TO	ST	Blocks
			M-A	M-A	M-A	OR DR TOT	PF FD					BS BA +/-
5	Tyler Nelson	F 12:23	1-1	0-0	0-0	0 1 1	0 0	2	0	0	0	0 0 -2
55	Richard Njoku	F 23:19	5-6	0-0	2-2	0 2 2	3 1	10	0	2	1	0 0 3
1	John Carter Jr.	G 30:45	6-14	4-7	2-2	0 2 0	0 3	18	0	0	1	0 0 1
20	Greg Summers	G 25:05	2-5	0-0	2-5	2 6 8	1 6	6	2	0	1	0 1 12
22	Cam Davis	G 30:28	3-11	0-1	4-6	0 2 2	1 4	10	5	1	4	0 0 2
0	Austin Inge	17:41	0-1	0-1	3-3	0 0 0	1 2	3	0	3	0	0 0 8
31	Daniel Deaver	16:41	3-7	0-0	2-3	1 1 2	2 3	8	1	0	0	1 1 5
21	Patrick Dorsey	13:50	0-1	0-1	0-1	0 0 0	0 2	0	2	0	2	

2020-21 LEHIGH MEN'S BASKETBALL | GAMES 9 & 10: BUCKNELL | PAGE 30

BOX SCORES

5

BUCKNELL 75, LEHIGH 70

Jan. 16 | Lewisburg, Pa. | Sojka Pavilion



Official Basketball Box Score - Final
Lehigh at Bucknell
01/16/21 Sojka Pavilion, Lewisburg
2020-21 Men's Basketball

Game Time: 2:00 PM
Game Duration: 1:55
Officials: Steve Ruppenthal, Mike/ange Fleury, Jim McMahon

Lehigh - 70												
Record: 1-4 (1-4)												
NO. Name	Min	FG	3P	FT	Rebounds	Fouls	TP	AS	TO	ST	Blocks	+/-
		M-A	M-A	M-A	OR DR TOT	PF FD					BS BA	
0 Jakob Alamudun	F 18:05	0-1	0-0	0-0	1 3 4	3 0	0	0	3	1	0	-13
44 Nic Lynch	C 26:42	6-14	0-0	2-2	3 3 6	4 5	14	1	2	0	0	0
2 Jake Bellow	G 21:47	2-5	1-3	0-0	0 3 3	4 1	5	2	1	0	0	8
11 Marques Wilson	G 35:41	10-19	1-3	5-7	2 3 5	5 4	26	1	2	1	0	-11
15 Reed Fenton	G 19:22	0-4	0-3	1-2	0 1 1	0 3	1	2	0	0	0	-11
1 Jeameril Wilson	28:51	5-6	0-0	1-2	0 4 4	1 3	11	4	1	1	0	0
5 Evan Taylor	27:10	4-9	1-1	0-0	1 5 6	3 0	9	0	2	0	0	5
35 Dominic Parolin	09:34	0-1	0-0	0-0	2 0 2	2 0	0	2	1	1	3	1
10 Jalin Sinclair	03:14	0-2	0-2	0-0	0 0 0	2 0	0	0	0	0	0	1
21 Ben Li	09:34	1-3	0-0	2-2	1 2 3	0 1	4	0	0	0	1	-4
Team					2 0 2				0	0		
Totals		28-64	3-12	11-15	12 24 36	24 17	70	12	12	4	4	6

Shooting By Period			
1 st	FG%	8-32	25.0%
	3PT%	0-7	0.0%
	FT%	3-4	75%
2 nd	FG%	20-32	62.5%
	3PT%	3-5	60.0%
	FT%	8-11	72.7%
GM	FG%	28-64	43.8%
	3PT%	3-12	25.0%
	FT%	11-15	73.3%

Technical Fouls: NONE

Bucknell - 75												
Record: 1-4 (1-4)												
NO. Name	Min	FG	3P	FT	Rebounds	Fouls	TP	AS	TO	ST	Blocks	+/-
		M-A	M-A	M-A	OR DR TOT	PF FD					BS BA	
12 John Meeks	F 19:09	3-9	1-4	5-6	0 4 4	5 3	12	0	5	0	0	-1
0 Paul Newman	C 23:02	2-4	0-0	0-3	3 3 6	4 2	4	0	2	1	4	0
2 Walter Ellis	G 27:03	1-5	1-5	1-2	1 4 5	2 2	4	2	1	1	1	0
10 Andrew Funk	G 34:26	7-12	4-7	0-1	1 7 8	0 3	18	1	1	1	0	8
21 Xander Rice	G 24:50	2-4	2-3	4-4	0 1 1	1 5	10	4	1	1	0	0
4 Deuce Turner	15:47	3-4	0-0	0-2	1 1 2	2 3	6	2	2	1	0	0
20 Miles Latimer	24:36	3-4	2-3	2-3	0 1 1	0 2	10	3	0	0	0	-4
32 Andre Screen	16:17	1-6	0-0	3-4	1 6 7	2 4	5	1	1	0	1	2
32 Jake van der Heijden	14:50	2-5	2-4	0-0	0 0 0	1 0	6	2	0	0	1	12
Team					0 0 0		0	2				
Totals		24-53	12-26	15-25	7 27 34	17 24	75	15	15	5	6	4

Shooting By Period			
1 st	FG%	10-26	38.5%
	3PT%	7-14	50.0%
	FT%	3-4	75%
2 nd	FG%	14-27	51.9%
	3PT%	5-12	41.7%
	FT%	12-21	57.1%
GM	FG%	24-53	45.3%
	3PT%	12-26	46.2%
	FT%	15-25	60.0%

Dead Ball Rebounds: 6, 0

Technical Fouls: NONE

LEH		BUCK	
Biggest lead	0 (1st 20:00)	15 (2nd 12:52)	
Best Scoring Run	6 (1st 9:54)	8 (1st 3:10)	
Lead Changes	0		
Times Tied	2		
Time with Lead	00:00	36:39	

Points from	LEH	BUCK
Turnovers	11	10
Paint	36	22
Second Chance	17	10
Fast Breaks	0	0
Bench	24	27

Period by Period Scoring			
	1st	2nd	TOT
LEH	19	51	70
BUCK	30	45	75

6

BUCKNELL 75, LEHIGH 70

Jan. 17 | Bethlehem, Pa. | Stabler Arena



Official Basketball Box Score - Final
Bucknell at Lehigh
01/17/21 Stabler Arena, Bethlehem
2020-21 Men's Basketball

Game Time: 4:01 PM
Game Duration: 1:43
Officials: Jeffery Clark, Sean Hul, Ed Cortes

Bucknell - 77												
Record: 2-4 (2-4)												
NO. Name	Min	FG	3P	FT	Rebounds	Fouls	TP	AS	TO	ST	Blocks	+/-
		M-A	M-A	M-A	OR DR TOT	PF FD					BS BA	
12 John Meeks	F 33:28	11-20	4-8	5-7	5 6 11	1 4	31	5	2	1	0	21
0 Paul Newman	C 19:28	2-2	0-0	0-0	1 1 2	4 0	4	0	1	0	0	0
2 Walter Ellis	G 16:36	0-1	0-1	2-2	0 2 2	3 2	2	0	1	0	1	16
10 Andrew Funk	G 32:45	4-11	2-8	0-0	0 4 4	0 0	10	2	0	1	0	15
21 Xander Rice	G 23:19	1-5	1-4	1-2	0 1 1	1 3	2	4	2	1	1	0
1 Miles Latimer	25:50	3-4	2-3	0-0	0 1 1	1 0	8	1	2	2	0	4
4 Deuce Turner	19:50	3-7	0-2	4-5	0 1 1	1 4	10	3	3	0	0	4
32 Andre Screen	19:42	3-5	0-0	1-2	0 9 9	2 3	7	0	0	1	1	14
23 Jake van der Heijden	06:34	0-2	0-0	0-0	0 1 1	0 0	0	0	1	1	0	-4
3 Malachi Rhodes	00:50	0-0	0-0	0-0	0 0 0	0 0	0	0	0	0	0	1
25 Alek Delev	00:50	0-0	0-0	0-0	0 0 0	0 0	0	0	0	0	0	1
40 Alex Timmerman	00:50	0-0	0-0	1-2	0 0 0	0 1	1	0	0	0	0	2
Team					1 3 4		0	0	0			
Totals		27-57	9-26	14-20	7 29 36	15 16	77	13	10	8	2	16

Shooting By Period			
1 st	FG%	14-30	46.7%
	3PT%	3-11	27.3%
	FT%	5-7	71.4%
2 nd	FG%	13-27	48.1%
	3PT%	6-15	40.0%
	FT%	9-13	69.2%
GM	FG%	27-57	47.4%
	3PT%	9-26	34.6%
	FT%	14-20	70.0%

Technical Fouls: NONE

Lehigh - 61												
Record: 1-5 (1-5)												
NO. Name	Min	FG	3P	FT	Rebounds	Fouls	TP	AS	TO	ST	Blocks	+/-
		M-A	M-A	M-A	OR DR TOT	PF FD					BS BA	
0 Jakob Alamudun	F 09:14	0-1	0-0	0-0	0 1 1	1 0	0	1	1	1	0	-3
44 Nic Lynch	C 27:55	6-14	0-0	0-1	2 4 6	3 2	12	0	1	0	1	-13
2 Jake Bellow	G 27:18	3-7	2-4	0-0	0 1 1	2 1	8	2	1	0	0	-9
5 Evan Taylor	G 29:15	6-8	1-1	2-3	1 4 5	2 2	15	1	2	1	1	-17
11 Marques Wilson	G 29:28	4-12	0-3	3-5	2 2 4	2 6	11	3	3	2	0	-13
1 Jeameril Wilson	23:28	0-5	0-2	0-0	0 4 4	3 0	0	4	3	1	0	-9
10 Jalin Sinclair	02:23	1-2	0-0	0-0	0 0 0	1 0	3	0	1	0	0	2
35 Dominic Parolin	21:21	3-3	0-0	4-5	2 2 4	1 3	10	2	1	0	0	-9
15 Reed Fenton	16:19	0-4	0-2	2-2	0 3 3	0 1	2	0	0	2	0	0
21 Ben Li	11:11	0-1	0-1	0-0	0 4 4	1 0	0	0	0	0	0	-5
4 Andrei Arion	01:18	0-1	0-0	0-0	0 0 0	0 0	0	0	0	0	0	-3
20 Jayshen Saigal	00:50	0-0	0-0	0-0	0 0 0	0 0	0	0	0	0	0	-2
Team					1 2 3		0	0	0			
Totals		23-58	4-15	11-16	8 27 35	16 15	61	13	13	7	2	-16

Shooting By Period			
1 st	FG%	13-25	52.0%
	3PT%	4-10	40.0%
	FT%	7-9	77.8%
2 nd	FG%	10-33	30.3%
	3PT%	0-5	0.0%
	FT%	4-7	57.1%
GM FG%	23-58	39.7%	
	3PT%	4-15	26.7%
	FT%	11-16	68.8%
Dead Ball Rebounds: 2			

Technical Fouls: NONE

	Buckne	Lehigh	Points from		Buckne	Lehigh	Period by Period Scoring			
Biggest lead	18 (2nd 5:42)	6 (1st 1:48)	Turnovers	15	7		1st	2nd	TOT	
Best Scoring Run	10 (2nd 18:50)	8 (1st 11:36)	Paint	32	28	Buckne	36	41	77	
Lead Changes	11		Second Chance	7	11					
Times Tied	2		Fast Breaks	17	4	Lehigh	37	24	61	
Time with Lead	28:39	10:24	Bench	26	15					

Points from	Buckne	Lehigh
Turnovers	15	7
Paint	32	28
Second Chance	7	11
Fast Breaks	17	4
Bench	26	15

Period by Period Scoring			
	1st	2nd	TOT
Buckne	36	41	77
Lehigh	37	24	61

7

LEHIGH 75, HOLY CROSS 72

Jan. 23 | Worcester, Mass. | Hart Center



Official Basketball Box Score - Final
Lehigh at Holy Cross
01/23/21 Hart Center, Worcester, Mass.
2020-21 Holy Cross Men's Basketball

Game Time: 2:00 PM
Game Duration: 2:06
Officials: Brian Zink, Edward Corbett, David Powell

Lehigh - 75												
Record: 2-5 (2-5)												
NO. Name	Min	FG	3P	FT	Rebounds	Fouls	TP	AS	TO	ST	Blocks	+/-
		M-A	M-A	M-A	OR DR TOT	PF FD					BS BA	
21 Ben Li	F 10:14	0-2	0-1	0-0	1 1 2	0 0	0	0	2	0	0	-11
44 Nic Lynch	K 18:07	4-10	0-0	2-2	1 4 5	4 4	10	1	1	0	1	0
2 Jake Belfow	G 15:14	0-2	0-1	0-0	0 0 0	0 0	0	2	2	0	0	-1
5 Evan Taylor	G 32:42	6-10	1-1	1-2	8 10	3 3	14	3	3	1	1	3
11 Marques Wilson	K 19:51	2-4	2-4	3-6	0 0 0	2 3	9	1	0	0	0	-8
15 Rent Redon	F 27:59	4-7	2-4	4-5	1 2 3	1 6	14	2	2	0	0	6
1 Jeannell Wilson	26:00	6-14	1-3	2-4	1 3 4	3 3	15	3	0	0	1	8
10 Jaiin Sinclair	23:36	0-0	0-0	1-2	0 2 2	0 3	5	1	1	1	0	7
35 Dominic Parolin	26:12	3-4	0-0	0-0	2 3 5	3 2	6	5	0	0	1	12
0 Jakob Alamudun	01:04	1-1	0-0	0-0	0 0 0	0 0	2	0	0	0	0	0
Team					0 2 2							
Totals		29-57	6-14	13-21	8 25 33	16 24	75	18	12	6	2 3	3